

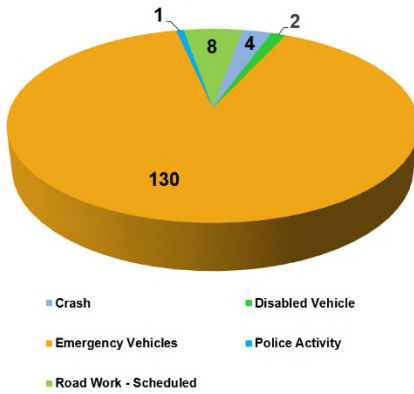
TSM&O Summary Report – February 2026

Highlights

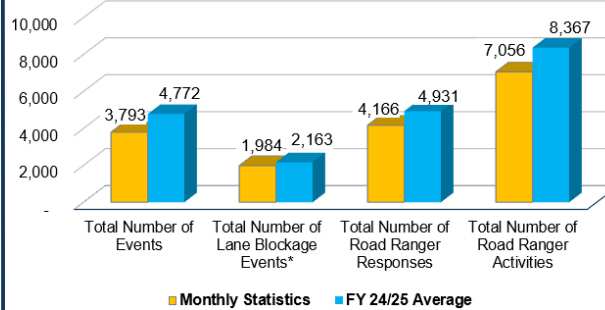
- Coordinated with Project Managers and CEI for various closures. Created all pre-event and construction messaging plans for: I-395/SR 836/I-95 Design-Build, Golden Glades Interchange Enhancement Project, Wrong Way Driving Detection System (Multiple Locations), Express Lane Tubular Marker Maintenance, ITS Device Replacement Projects, US 27/SR 25/Okeechobee Road Projects, US 1 Keys Construction (Multiple Projects), and Florida Keys Aqueduct Authority Water Main Repair
- Hosted the 95 Corridor TIM Team meeting
- Hosted tour for Monroe County elected officials and representatives
- Assisted Miami-Dade Sheriff's Office for DMS support of "We Belong" music festival along Rickenbacker Causeway
- Adjusted signal timing along US 1 in Monroe County due to special events and roadway construction

TMC Operations

Secondary Events Managed by Event Type

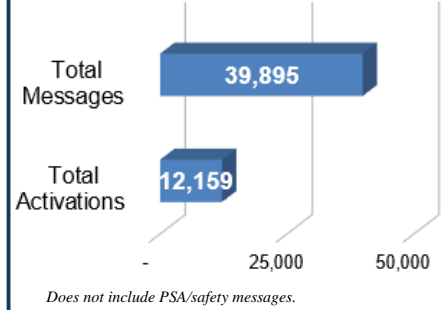


Event Summary Statistics



*SunGuide event data is incorrect due to a software issue within the SunGuide Reporting Subsystem.

DMS Usage Summary



Does not include PSA/safety messages.

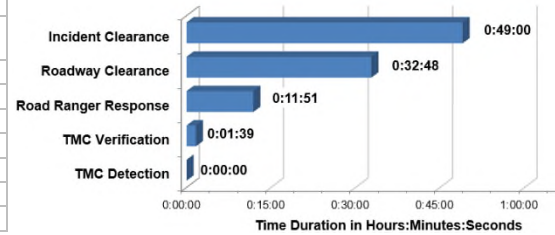
Backup Location Test

TMC Operations Performance

Performance Measure	Non-Toll General Use Lanes		Express Lanes	
	February 2026	Target	February 2026	Target
DMS Efficiency (Lane Blockage)**	100%	≥95%	100%	100%
TMC Operator Error Rate (Lane Blockage)**	0.16	≤0.20	0.07	≤0.10
TMC Operator Error Rate (Non-Lane Blockage)	0.07	≤0.20	0.07	≤0.10
Road Ranger Dispatching Average (Lane Blockage)	0:00:28	≤0:02:00	0:00:21	≤0:00:60
Event Confirmation Average (Lane Blockage)	0:01:51	≤0:02:00	0:00:45	≤0:00:60
Time to Post DMS Average (Lane Blockage)	0:01:26	≤0:03:00	0:01:02	≤0:01:30
Agency Notification Average (Lane Blockage)	0:01:16	≤0:07:00	0:01:06	≤0:04:00

**As of June 1, 2021, values are computed from randomized sampling for lane blockage events.

Incident Management Performance



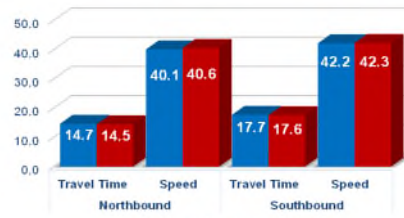
Active Arterial Management

Monroe County Traffic Signal System (MCTSS) from MM 0.0 to MM 106.5 Monday – Friday from 7:00 am - 7:00 pm

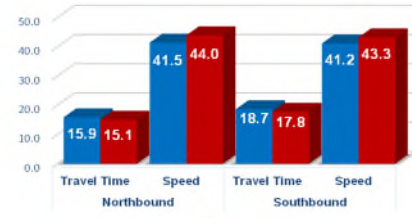
Monthly Travel Time and Speed Average



Key West (MM 0.4 to MM 4.6)



Marathon (MM 48.2 to MM 58.0)



Key Largo (MM 99.5 to MM 106.5)

Systems Maintenance

ITS System Availability (FDOT Non-Operational)

Subsystem	February 2026	Target
TMC Systems (critical)	100%	≥99.9%
TMC Systems (non-critical)	99.7%	≥98.0%
www.sunguide.info	99.9%	≥98.0%

