

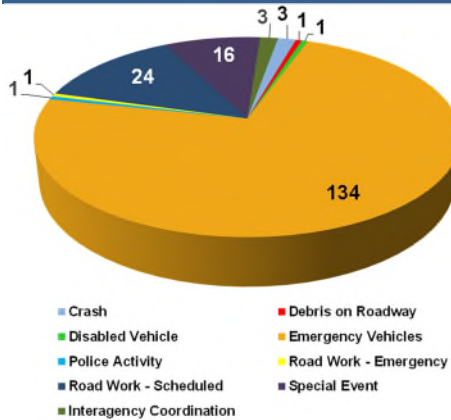
## TSM&O Summary Report – July 2025

### Highlights

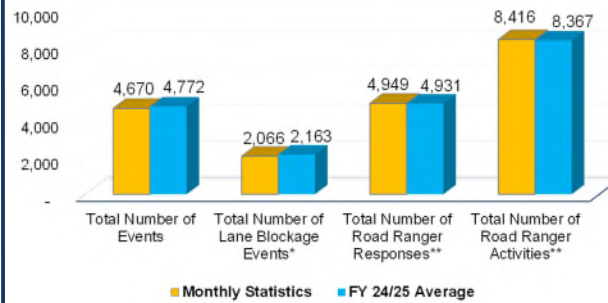
- Coordinated with Project Managers and CEI for various construction closures. Created all pre-event and construction messaging plans for: I-395/SR 836/I-95 Design-Build, Golden Glades Interchange Enhancement Project, SR 826/Palmetto Expressway Managed Lanes Modification, Wrong Way Driving Detection System (Multiple Locations), Express Lane Tubular Marker Maintenance, ITS Device Replacement Projects, US 27/SR 25/Okeechobee Road Projects, and US 1 Keys Construction (Multiple Projects)
- Provided onsite stadium support for the FIFA Club World Cup
- Coordinated special event DMS support along the Rickenbacker Causeway
- Supported Miami-Dade WASH with DMS message for road work closure
- Added a new RISC vendor to the District Six RISC program

### TMC Operations

#### Secondary Events Managed by Event Type



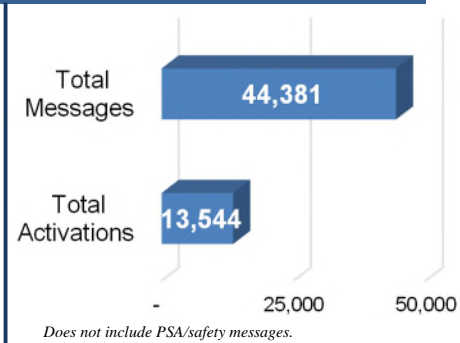
#### Event Summary Statistics



\*SunGuide event data is incorrect due to a software issue within the SunGuide Reporting Subsystem.

\*\*Road Ranger Response and Activities data are inconsistent due to a reporting upgrade.

#### DMS Usage Summary



Does not include PSA/safety messages.

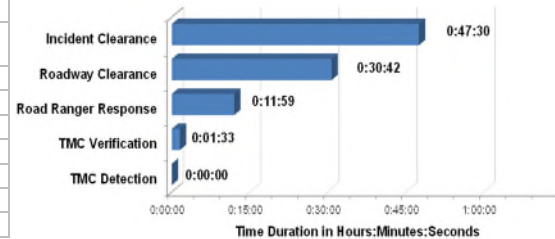
Backup Location Test ☒

### TMC Operations Performance

Performance Measure	Non-Toll General Use Lanes		Express Lanes	
	July 2025	Target	July 2025	Target
DMS Efficiency (Lane Blockage)***	99.95%	≥95%	100%	100%
TMC Operator Error Rate (Lane Blockage)***	0.17	≤0.20	0.09	≤0.10
TMC Operator Error Rate (Non-Lane Blockage)	0.05	≤0.20	0.04	≤0.10
Road Ranger Dispatching Average (Lane Blockage)	0:00:30	≤0:02:00	0:00:17	≤0:00:60
Event Confirmation Average (Lane Blockage)	0:01:49	≤0:02:00	0:00:42	≤0:00:60
Time to Post DMS Average (Lane Blockage)	0:01:15	≤0:03:00	0:00:57	≤0:01:30
Agency Notification Average (Lane Blockage)	0:01:15	≤0:07:00	0:01:09	≤0:04:00

\*\*\*As of June 1, 2021, values are computed from randomized sampling for lane blockage events.

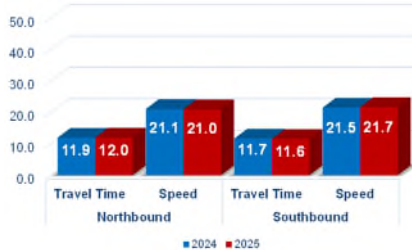
#### Incident Management Performance



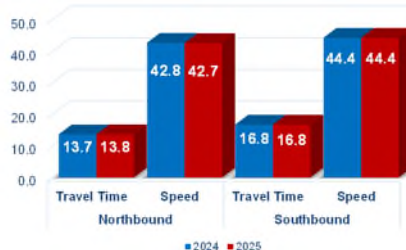
### Active Arterial Management

Monroe County Traffic Signal System (MCTSS) from MM 0.0 to MM 106.5 Monday – Friday from 7:00 am - 7:00 pm

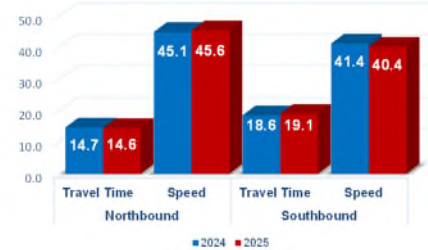
#### Monthly Travel Time and Speed Average



Key West (MM 0.4 to MM 4.6)



Marathon (MM 48.2 to MM 58.0)



Key Largo (MM 99.5 to MM 106.5)

### Systems Maintenance

ITS System Availability (FDOT Non-Operational)

Subsystem	July 2025	Target
TMC Systems (critical)	99.9%	≥99.9%
TMC Systems (non-critical)	99.8%	≥98.0%
<a href="http://www.sunguide.info">www.sunguide.info</a>	100%	≥98.0%

