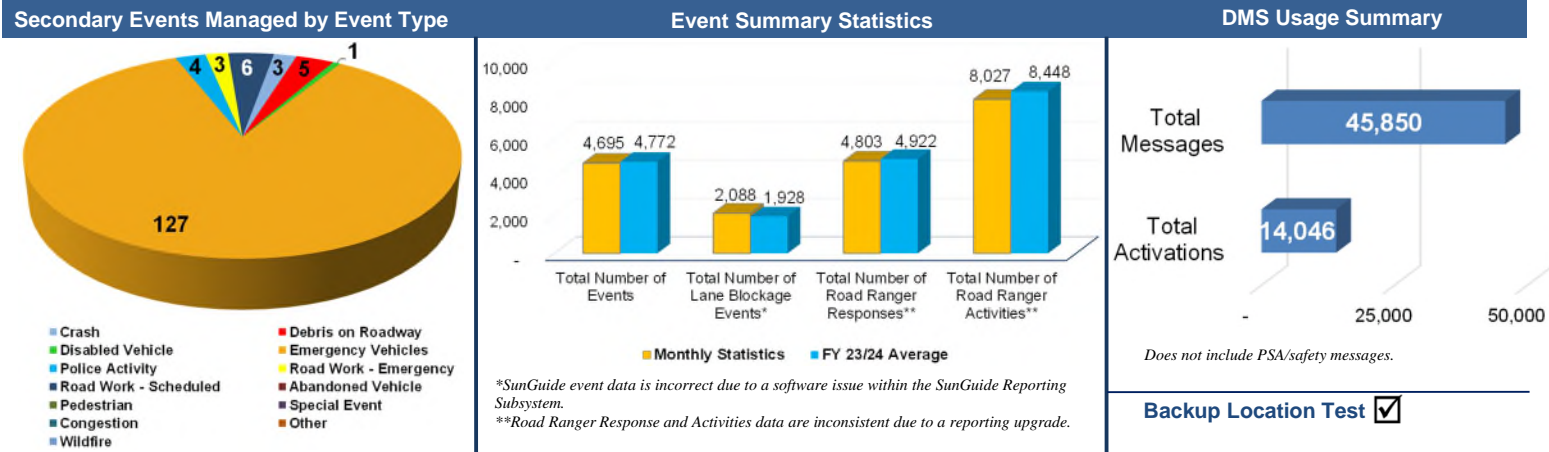


TSM&O Summary Report – April 2025

Highlights

- Coordinated with Project Managers and CEI for various construction closures. Created all pre-event and construction messaging plans for: I-395/SR 836/I-95 Design-Build, Golden Glades Interchange Enhancement Project, SR 826/Palmetto Expressway Managed Lanes Modification, Wrong Way Driving Detection System (Multiple Locations), Express Lane Tubular Marker Maintenance, ITS Device Replacement Projects, US 27/SR 25/Okeechobee Road Projects, and US 1 Keys Construction (Multiple Projects)
- Participated in the AASHTO Operations Practitioners Forum and FIU Transportation System Operations Symposium
- Participated in the District Four/District Six Joint TIM meeting
- Integrated and tested three wrong way detection systems from the I-95 Ramps, Rickenbacker Causeway and SW 25 Road-Pavement Rehabilitation project
- Integrated three HAWK pedestrian signals along A1A/S Roosevelt Blvd into the Central System

TMC Operations

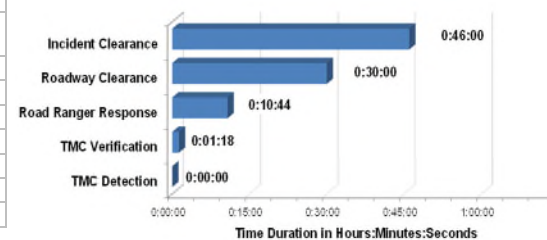


TMC Operations Performance

Performance Measure	Non-Toll General Use Lanes		Express Lanes	
	April 2025	Target	April 2025	Target
DMS Efficiency (Lane Blockage)***	99.93%	≥95%	100%	100%
TMC Operator Error Rate (Lane Blockage)***	0.18	≤0.20	0.09	≤0.10
TMC Operator Error Rate (Non-Lane Blockage)	0.07	≤0.20	0.04	≤0.10
Road Ranger Dispatching Average (Lane Blockage)	0:00:29	≤0:02:00	0:00:25	≤0:00:60
Event Confirmation Average (Lane Blockage)	0:01:26	≤0:02:00	0:00:48	≤0:00:60
Time to Post DMS Average (Lane Blockage)	0:01:14	≤0:03:00	0:01:03	≤0:01:30
Agency Notification Average (Lane Blockage)	0:01:27	≤0:07:00	0:01:21	≤0:04:00

***As of June 1, 2021, values are computed from randomized sampling for lane blockage events.

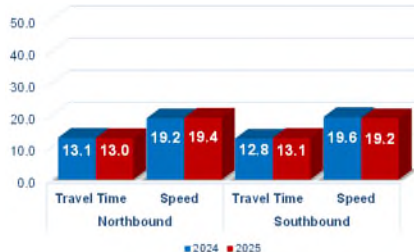
Incident Management Performance



Active Arterial Management

Monroe County Traffic Signal System (MCTSS) from MM 0.0 to MM 106.5 Monday – Friday from 7:00 am - 7:00 pm

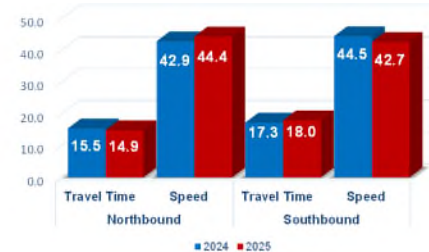
Monthly Travel Time and Speed Average



Key West (MM 0.4 to MM 4.6)



Marathon (MM 48.2 to MM 58.0)



Key Largo (MM 99.5 to MM 106.5)

Systems Maintenance

ITS System Availability (FDOT Non-Operational)

Subsystem	April 2025	Target
TMC Systems (critical)	99.9%	≥99.9%
TMC Systems (non-critical)	98.8%	≥98.0%
www.sunguide.info	99.9%	≥98.0%

