

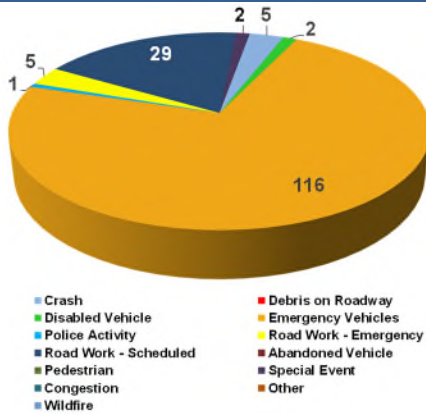
TSM&O Summary Report – January 2025

Highlights

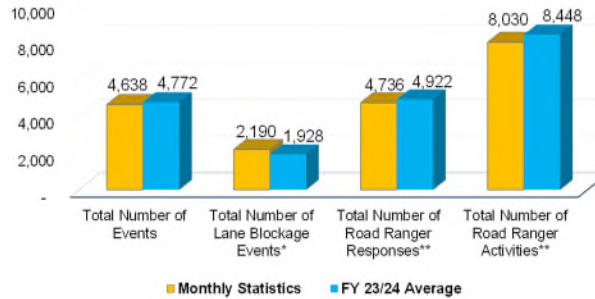
- Coordinated with Project Managers and CEI for various construction closures. Created all pre-event and construction messaging plans for: I-395/SR 836/I-95 Design-Build, Golden Glades Interchange Enhancement Project, SR 826/Palmetto Expressway Managed Lanes Modification, Wrong Way Driving Detection System (Multiple Locations), Express Lane Tubular Marker Maintenance, ITS Device Replacement Projects, US 27/SR 25/Okeechobee Road Projects, and US 1 Keys Construction (Multiple Projects)
- Provided onsite stadium support for Orange Bowl college football game
- Completed 100% FDOT asset inventory
- Completed temporary signal timing changes at US 1 and Key Deer Boulevard to help congestion due to holiday traffic
- Attended Move Over Law press conference

TMC Operations

Secondary Events Managed by Event Type



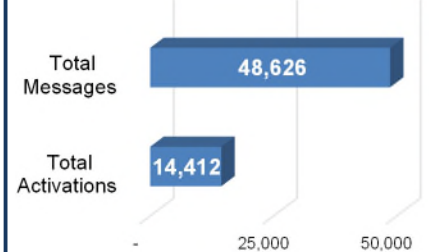
Event Summary Statistics



*SunGuide event data is incorrect due to a software issue within the SunGuide Reporting Subsystem.

**Road Ranger Response and Activities data are inconsistent due to a reporting upgrade.

DMS Usage Summary



Does not include PSA/safety messages.

Backup Location Test

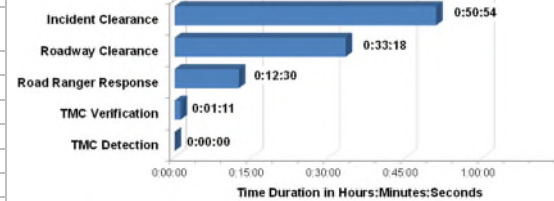
Backup room inaccessible due to current office work.

TMC Operations Performance

Performance Measure	Non-Toll General Use Lanes		Express Lanes	
	January 2025	Target	January 2025	Target
DMS Efficiency (Lane Blockage)***	100%	≥95%	100%	100%
TMC Operator Error Rate (Lane Blockage)***	0.15	≤0.20	0.09	≤0.10
TMC Operator Error Rate (Non-Lane Blockage)	0.07	≤0.20	0.08	≤0.10
Road Ranger Dispatching Average (Lane Blockage)	0:00:27	≤0:02:00	0:00:21	≤0:00:60
Event Confirmation Average (Lane Blockage)	0:01:14	≤0:02:00	0:00:54	≤0:00:60
Time to Post DMS Average (Lane Blockage)	0:01:26	≤0:03:00	0:01:12	≤0:01:30
Agency Notification Average (Lane Blockage)	0:01:40	≤0:07:00	0:01:17	≤0:04:00

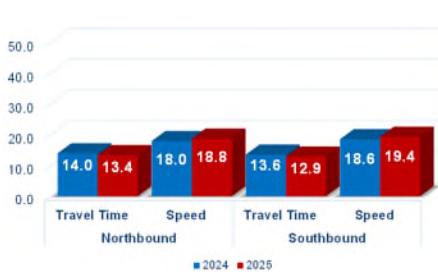
***As of June 1, 2021, values are computed from randomized sampling for lane blockage events.

Incident Management Performance

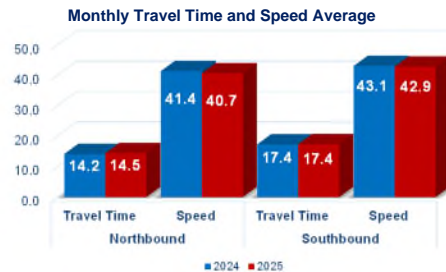


Active Arterial Management

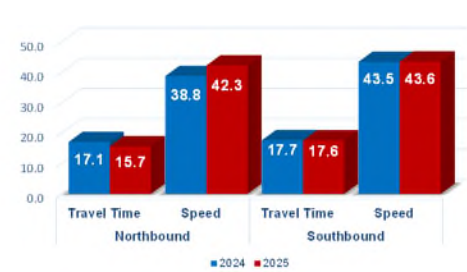
Monroe County Traffic Signal System (MCTSS) from MM 0.0 to MM 106.5 Monday – Friday from 7:00 am – 7:00 pm



Key West (MM 0.4 to MM 4.6)



Marathon (MM 48.2 to MM 58.0)



Key Largo (MM 99.5 to MM 106.5)

Systems Maintenance

ITS System Availability (FDOT Non-Operational)

Subsystem	January 2025	Target
TMC Systems (critical)	99.9%	≥99.9%
TMC Systems (non-critical)	99.8%	≥98.0%
www.sunguide.info	100%	≥98.0%

