

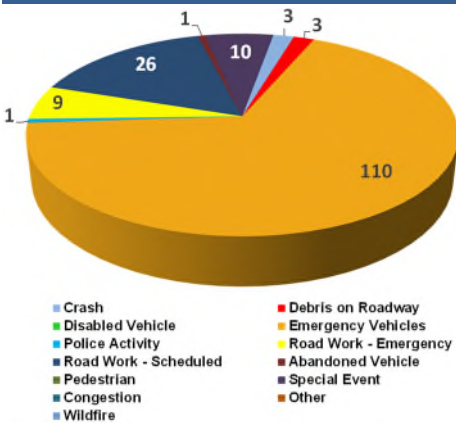
# TSM&O Summary Report – November 2024

## Highlights

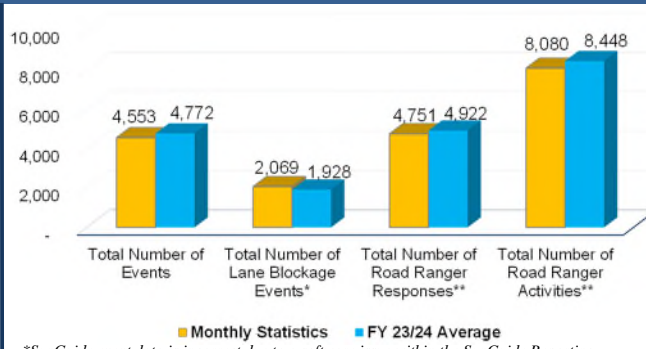
- Coordinated with Project Managers and CEI for various construction closures. Created all pre-event and construction messaging plans for: I-395/SR 836/I-95 Design-Build, Golden Glades Interchange Enhancement Project, SR 826/Palmetto Expressway Managed Lanes Modification, Wrong Way Driving Detection System (Multiple Locations), Express Lane Tubular Marker Maintenance, ITS Device Replacement Projects, US 27/SR 25/Okeechobee Road Projects, and US 1 Keys Construction (Multiple Projects)
- Provided onsite stadium support for Miami Dolphins and University of Miami football games
- Hosted the Monroe County Traffic Incident Management Team Meeting
- Participated in regional Crash Responder Safety Week Event with Florida's Turnpike Enterprise and FDOT District Four
- Published video for the new TMC control room video wall

## TMC Operations

### Secondary Events Managed by Event Type

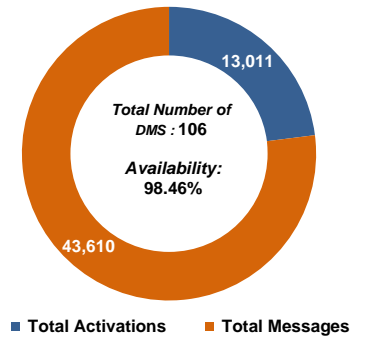


### Event Summary Statistics



\*SunGuide event data is incorrect due to a software issue within the SunGuide Reporting Subsystem.  
\*\*Road Ranger Response and Activities data are inconsistent due to a reporting upgrade.

### DMS Usage Summary

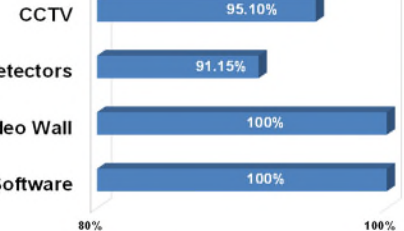


Does not include PSA/safety messages.

## Systems Maintenance

ITS System Availability (FDOT Non-Operational)

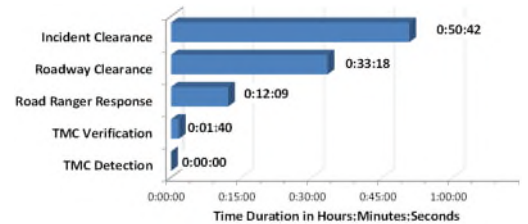
Subsystem	November 2024	Target
TMC Systems (critical)	99.97%	≥99.90%
TMC Systems (non-critical)	99.63%	≥98.00%
<a href="http://www.sunguide.info">www.sunguide.info</a>	100.00%	≥98.00%



## TMC Operations Performance

Performance Measure	Non-Toll General Use Lanes		Express Lanes	
	November 2024	Target	November 2024	Target
DMS Efficiency (Lane Blockage)***	100%	≥95%	100%	100%
TMC Operator Error Rate (Lane Blockage)***	0.18	≤0.20	0.07	≤0.10
TMC Operator Error Rate (Non-Lane Blockage)	0.06	≤0.20	0.05	≤0.10
Road Ranger Dispatching Average (Lane Blockage)	0:00:28	≤0:02:00	0:00:22	≤0:00:60
Event Confirmation Average (Lane Blockage)	0:01:58	≤0:02:00	0:00:25	≤0:00:60
Time to Post DMS Average (Lane Blockage)	0:01:02	≤0:03:00	0:01:23	≤0:01:30
Agency Notification Average (Lane Blockage)	0:01:35	≤0:07:00	0:01:19	≤0:04:00

\*\*\*As of June 1, 2021, values are computed from randomized sampling for lane blockage events.



## Active Arterial Management

Monroe County Traffic Signal System (MCTSS) from MM 0.0 to MM 106.5 Monday – Friday from 7:00 am - 7:00 pm

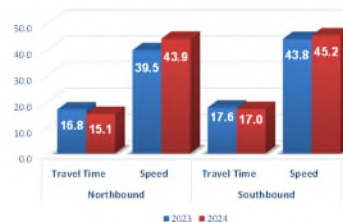
### Monthly Travel Time and Speed Average



Key West (MM 0.4 to MM 4.6)



Marathon (MM 48.2 to MM 58.0)



Key Largo (MM 99.5 to MM 106.5)

### Traffic Signals Systems Availability

