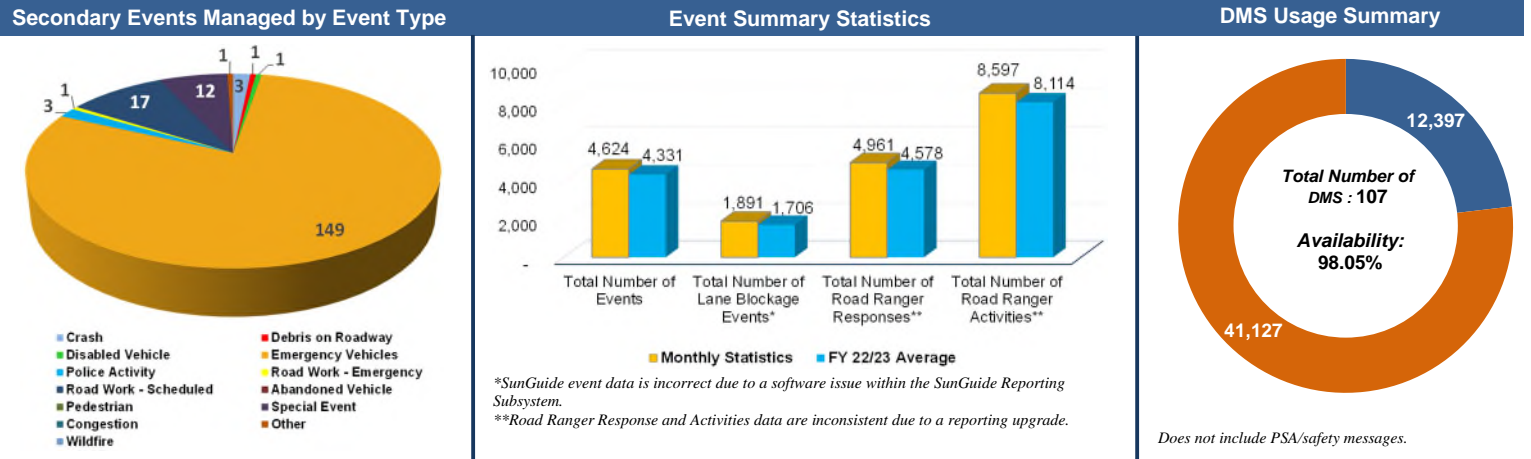


TSM&O Summary Report – December 2023

Milestones

- Coordinated with Project Managers and CEI for various construction closures. Created all pre-event and construction messaging plans for: I-395/SR 836/I-95 Design-Build, SR 826/Palmetto Expressway Managed Lanes Modification, SR 5/US 1 Keys COAST CV Pilot Project, Wrong Way Driving Detection System (Multiple Locations), Express Lane Tubular Marker Maintenance, ITS Device Replacement Projects, US 27/SR 25/Okeechobee Road Projects, and US 1 Keys Construction (Multiple Projects)
- Provided TMC onsite support at Hard Rock Stadium for college football Orange Bowl
- Provided support for Art Basel / Art Miami
- Provided signal timing support in the Lower Keys for holiday traffic
- Hosted Tour for City of Miami Beach

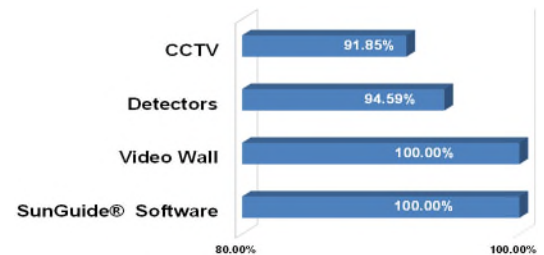
TMC Operations



Systems Maintenance

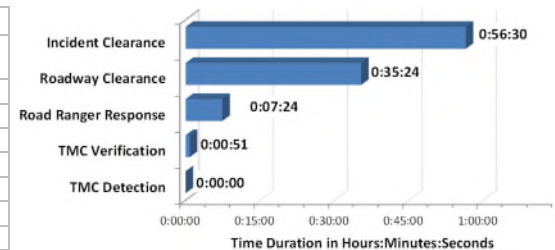
ITS System Availability (FDOT Non-Operational)

Subsystem	December 2023	Target
TMC Systems (critical)	99.99%	≥99.90%
TMC Systems (non-critical)	99.94%	≥98.00%
www.sunguide.info	100.00%	≥98.00%



TMC Operations Performance

Performance Measure	Non-Toll General Use Lanes		Express Lanes	
	December 2023	Target	December 2023	Target
DMS Efficiency (Lane Blockage)***	100.00%	≥95%	100.00%	100%
TMC Operator Error Rate (Lane Blockage)***	0.12	≤0.20	0.10	≤0.10
TMC Operator Error Rate (Non-Lane Blockage)	0.04	≤0.20	0.08	≤0.10
Road Ranger Dispatching Average (Lane Blockage)	0:00:25	≤0:02:00	0:00:21	≤0:00:60
Event Confirmation Average (Lane Blockage)	0:00:58	≤0:02:00	0:00:22	≤0:00:60
Time to Post DMS Average (Lane Blockage)	0:01:21	≤0:03:00	0:01:05	≤0:01:30
Agency Notification Average (Lane Blockage)	0:01:26	≤0:07:00	0:01:23	≤0:04:00

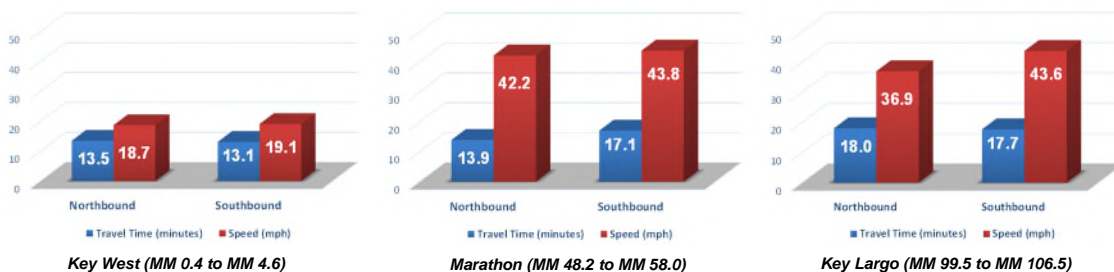


***As of June 1, 2021, values are computed from randomized sampling for lane blockage events.

Active Arterial Management

Monroe County Traffic Signal System (MCTSS) from MM 0.0 to MM 106.5 Monday – Friday from 7:00 am - 7:00 pm

Monthly Travel Time and Speed Average



Traffic Signals Systems Availability

