

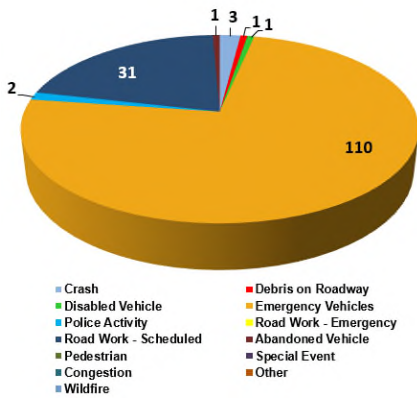
TSM&O Summary Report – July 2023

Milestones

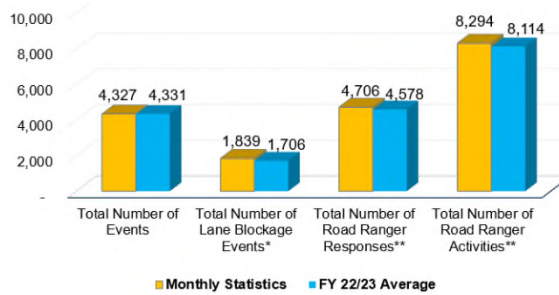
- Coordinated with Project Managers and CEI for various construction closures. Created all pre-event and construction messaging plans for: I-395/SR 836/I-95 Design-Build, SR 826/Palmetto Expressway Managed Lanes Modification, SR 5/US 1 Keys COAST CV Pilot Project, Wrong Way Driving Detection System (Multiple Locations), Express Lane Tubular Marker Maintenance, ITS Device Replacement Projects, US 27/SR 25/Okeechobee Road Projects, Port Boulevard Bridge Repair/Rehabilitation, and US 1 Keys Construction (Multiple Projects)
- Attended Port Miami Tunnel Fire, Life, Safety Committee (FLSC) Meeting
- Attended FHWA Crash Responder Safety Week: All State Webinar Planning

TMC Operations

Secondary Events Managed by Event Type

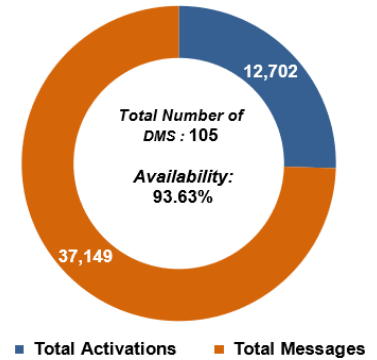


Event Summary Statistics



*SunGuide event data is incorrect due to a software issue within the SunGuide Reporting Subsystem.
**Road Ranger Response and Activities data are inconsistent due to a reporting upgrade.

DMS Usage Summary

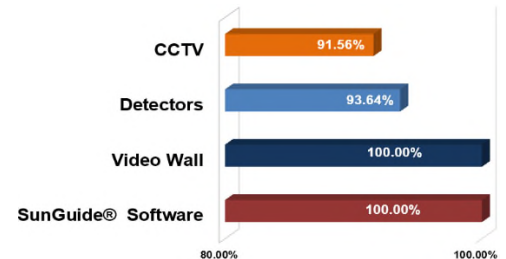


Does not include PSA/safety messages.

Systems Maintenance

ITS System Availability (FDOT Non-Operational)

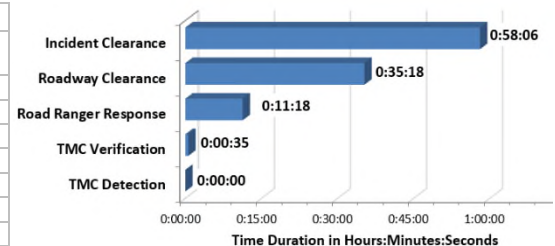
Subsystem	July 2023	Target
TMC Systems (critical)	99.96%	≥99.90%
TMC Systems (non-critical)	98.66%	≥98.00%
www.sunguide.info	100.00%	≥98.00%



TMC Operations Performance

Performance Measure	Non-Toll General Use Lanes		Express Lanes	
	July 2023	Target	July 2023	Target
DMS Efficiency (Lane Blockage)***	99.71%	≥95%	100.00%	100%
TMC Operator Error Rate (Lane Blockage)***	0.12	≤0.20	0.10	≤0.10
TMC Operator Error Rate (Non-Lane Blockage)	0.08	≤0.20	0.05	≤0.10
Road Ranger Dispatching Average (Lane Blockage)	0:00:25	≤0:02:00	0:00:21	≤0:00:60
Event Confirmation Average (Lane Blockage)	0:00:36	≤0:02:00	0:00:31	≤0:00:60
Time to Post DMS Average (Lane Blockage)	0:01:16	≤0:03:00	0:01:22	≤0:01:30
Agency Notification Average (Lane Blockage)	0:01:36	≤0:07:00	0:01:20	≤0:04:00

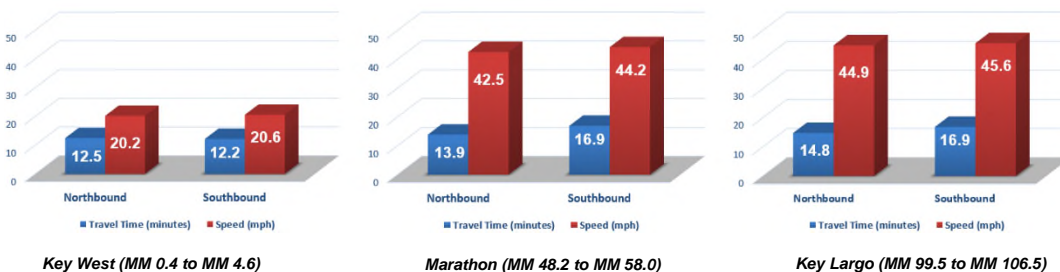
***As of June 1, 2021, values are computed from randomized sampling for lane blockage events.



Active Arterial Management

Monroe County Traffic Signal System (MCTSS) from MM 0.0 to MM 106.5 Monday – Friday from 7:00 am - 7:00 pm

Monthly Travel Time and Speed Average



Traffic Signals Systems Availability

