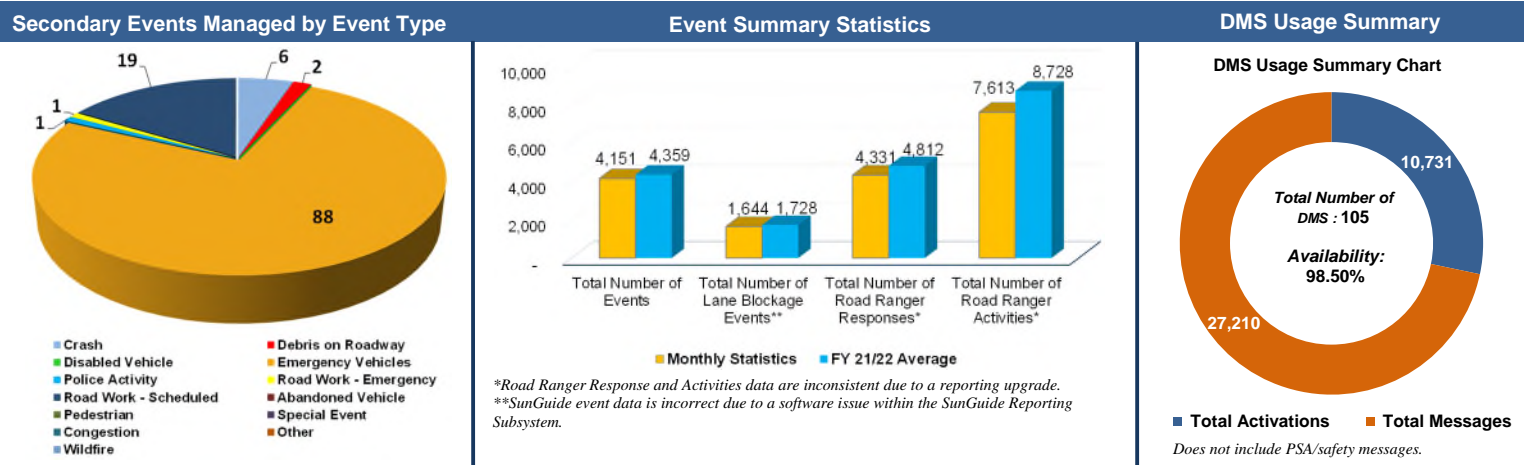


TSM&O Summary Report – February 2023

Milestones

- Coordinated with Project Managers and CEI for various construction closures. Created all pre-event and construction messaging plans for: I-395/SR 836/I-95 Design-Build, SR 826/Palmetto Expressway Managed Lanes Modification, SR 5/US 1 Keys COAST CV Pilot Project, Wrong Way Driving Detection System (Multiple Locations), Express Lane Tubular Marker Maintenance, ITS Device Replacement Projects, US 27/SR 25/Okeechobee Road Projects, Port Boulevard Bridge Repair/Rehabilitation, and US 1 Keys Construction (Multiple Projects)
- Special event coordination for Miami International Boat Show, South Beach Wine and Food Festival and Nautical Flea Market (Islamorada)
- Hosted Miami-Dade Traffic Incident Management (TIM) Team – 95 Corridor Meeting
- Conducted annual FHP Hireback training

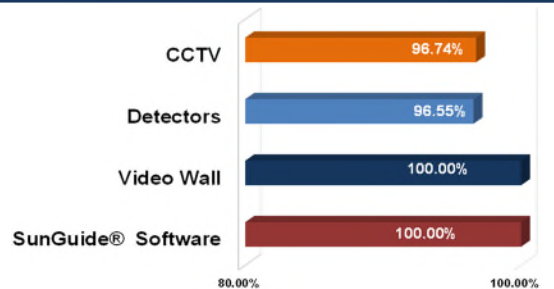
TMC Operations



Systems Maintenance

ITS System Availability (FDOT Non-Operational)

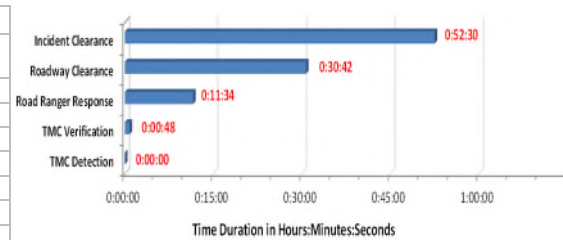
Subsystem	February 2023	Target
TMC Systems (critical)	99.97%	≥99.90%
TMC Systems (non-critical)	99.28%	≥98.00%
www.sunguide.info	100.00%	≥98.00%



TMC Operations Performance

Performance Measure	Non-Toll General Use Lanes		Express Lanes	
	February 2023	Target	February 2023	Target
DMS Efficiency (Lane Blockage)***	99.92%	≥95%	100.00%	100%
TMC Operator Error Rate (Lane Blockage)***	0.13	≤0.20	0.10	≤0.10
TMC Operator Error Rate (Non-Lane Blockage)	0.08	≤0.20	0.09	≤0.10
Road Ranger Dispatching Average (Lane Blockage)	0:00:24	≤0:02:00	0:00:25	≤0:00:60
Event Confirmation Average (Lane Blockage)	0:00:53	≤0:02:00	0:00:24	≤0:00:60
Time to Post DMS Average (Lane Blockage)	0:01:21	≤0:03:00	0:00:54	≤0:01:30
Agency Notification Average (Lane Blockage)	0:01:23	≤0:07:00	0:01:17	≤0:04:00

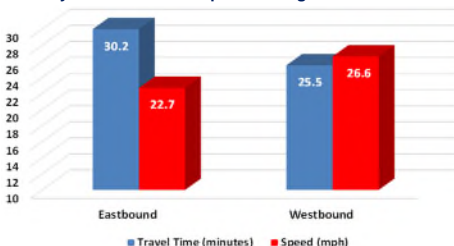
***As of June 1, 2021, values are computed from randomized sampling for lane blockage events.



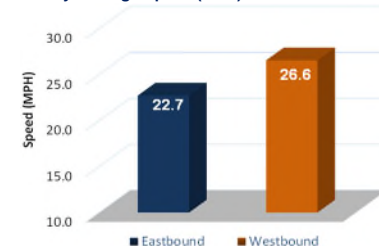
Active Arterial Management

Miami-Dade County SW 8th Street ASCT Pilot Project from SW 142nd Avenue to SW 67th Avenue and Monroe County Traffic Signal System (MCTSS) from MM0.0 to MM106.5
Monday – Friday from 7:00 am - 7:00 pm

Monthly Travel Time and Speed Average: Miami-Dade County



Monthly Average Speed (MPH): Miami-Dade County



ASCT Components and Traffic Signals Systems Availability

