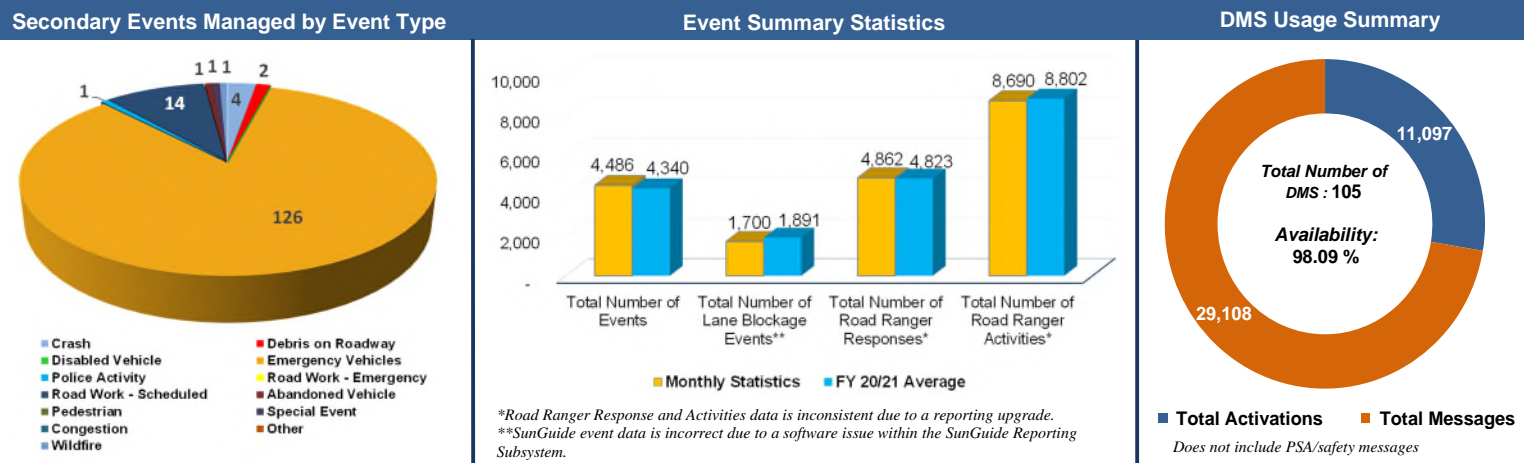


# TSM&O Summary Report – April 2022

## Milestones

- Coordinated with Project Managers and CEI for various construction closures. Created all pre-event and construction messaging plans for: I-395/SR 836/I-95 Design-Build, SR 5/US 1 Keys COAST CV Pilot Project, Wrong Way Driving Detection System (Multiple Locations), Express Lane Tubular Marker Maintenance, ITS Device Replacement Projects, SR 5/Old Seven Mile Bridge from Knights Key to Pigeon Key, and US 1 Keys Construction (Multiple Projects)
- Special event coordination for events at FTX and 41<sup>st</sup> Annual Seven Mile Bridge Run
- Coordination with City of Miami Beach for Spring Break
- Completed transition of traffic signals in Monroe County from cellular to wireless communication

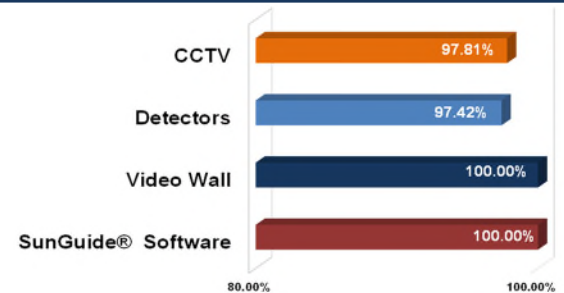
## TMC Operations



## Systems Maintenance

ITS System Availability (FDOT Non-Operational)

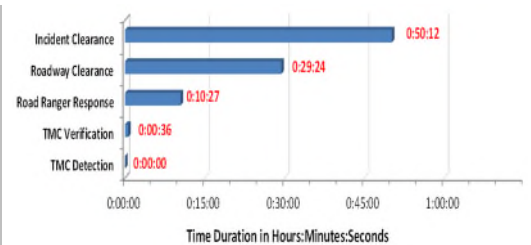
Subsystem	April 2022	Target
TMC Systems (critical)	99.99%	≥99.90%
TMC Systems (non-critical)	99.26%	≥98.00%
<a href="http://www.sunguide.info">www.sunguide.info</a>	100.00%	≥98.00%



## TMC Operations Performance

Performance Measure	Non-Toll General Use Lanes		Express Lanes	
	April 2022	Target	April 2022	Target
DMS Efficiency (Lane Blockage)***	100%	≥95%	100%	100%
TMC Operator Error Rate (Lane Blockage)***	0.14	≤0.20	0.09	≤0.10
TMC Operator Error Rate (Non-Lane Blockage)	0.10	≤0.20	0.09	≤0.10
Road Ranger Dispatching Average (Lane Blockage)	0:00:30	≤0:02:00	0:00:22	≤0:00:60
Event Confirmation Average (Lane Blockage)	0:00:39	≤0:02:00	0:00:21	≤0:00:60
Time to Post DMS Average (Lane Blockage)	0:01:26	≤0:03:00	0:01:01	≤0:01:30
Agency Notification Average (Lane Blockage)	0:01:39	≤0:07:00	0:01:16	≤0:04:00

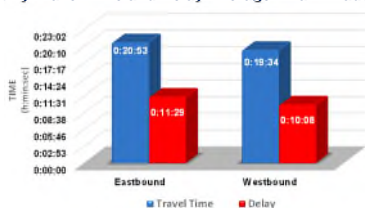
\*\*\*As of June 1, 2021, values are computed from randomized sampling for lane blockage events.



## Active Arterial Management

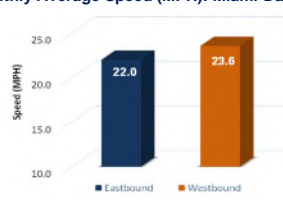
**Miami-Dade County SW 8<sup>th</sup> Street ASCT Pilot Project from SW 142<sup>nd</sup> Avenue to SW 67<sup>th</sup> Avenue and Monroe County Traffic Signal System (MCTSS) from MM4.4 to MM106.5**  
Monday – Friday from 7:00 am - 7:00 pm

### Monthly Travel Time and Delay Average: Miami-Dade County



† Does not include week 5 arterial data

### Monthly Average Speed (MPH): Miami-Dade County



† Does not include week 5 arterial data

### ASCT Components and Traffic Signals Systems Availability

