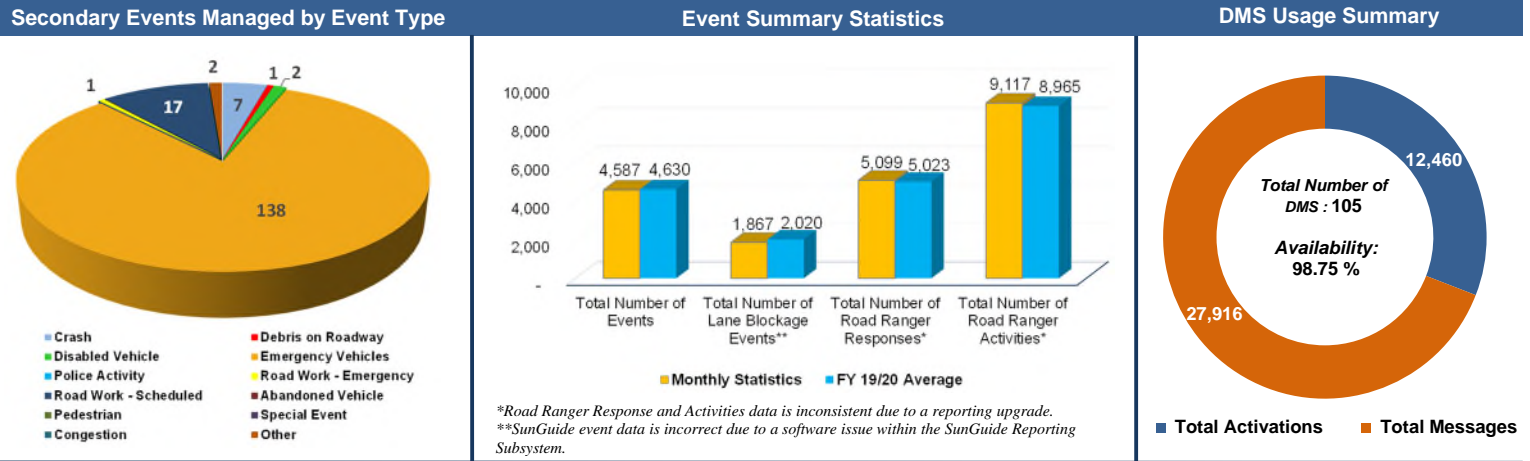


TSM&O Summary Report – May 2021

Milestones:

- Coordinated with Project Managers and CEI for various construction closures. Created all pre-event and construction messaging plans for: I-395/SR 836/I-95 Design-Build, Golden Glades Multimodal Center, Express Lane Tubular Marker Maintenance, ITS Device Replacement Projects, SR 5/Old Seven Mile Bridge from Knights Key to Pigeon Key, and US 1 Keys Construction (Multiple Projects)
- Completed annual update of the Hurricane Response Action Plan
- Supported City of Miami Beach during Memorial Day weekend
- Began TMC integration staffing of FHP liaison
- Participated in District Six COOP tabletop exercise

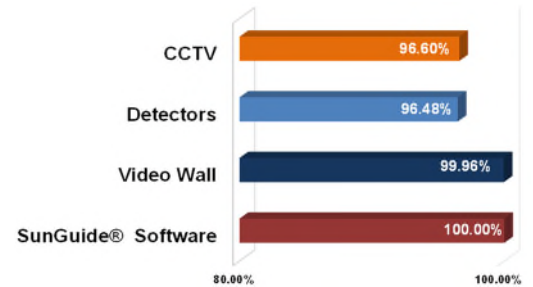
TMC Operations



Systems Maintenance

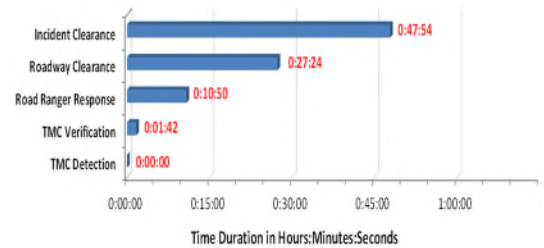
ITS System Availability (FDOT Non-Operational)

Subsystem	May 2021	Target
TMC Systems (critical)	99.99%	≥99.90%
TMC Systems (non-critical)	99.69%	≥98.00%
www.sunguide.info	100.00%	≥98.00%



TMC Operations Performance

Performance Measure	Non-Toll General Use Lanes		Express Lanes	
	May 2021	Target	May 2021	Target
DMS Efficiency (Lane Blockage)	99.75%	≥95%	100%	100%
TMC Operator Error Rate (Lane Blockage)	0.19	≤0.20	0.07	≤0.10
TMC Operator Error Rate (Non-Lane Blockage)	0.07	≤0.20	0.06	≤0.10
Road Ranger Dispatching Average (Lane Blockage)	0:00:31	≤0:02:00	0:00:32	≤0:00:60
Event Confirmation Average (Lane Blockage)	0:01:39	≤0:02:00	0:00:15	≤0:00:60
Time to Post DMS Average (Lane Blockage)	0:01:50	≤0:03:00	0:01:05	≤0:01:30
Agency Notification Average (Lane Blockage)	0:01:54	≤0:07:00	0:01:24	≤0:04:00



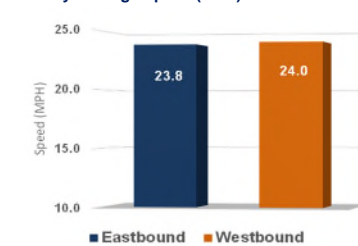
Active Arterial Management

Miami-Dade County SW 8th Street ASCT Pilot Project from SW 142nd Avenue to SW 67th Avenue and Monroe County Traffic Signal System (MCTSS) from MM4.4 to MM106.5
Monday – Friday from 7:00 am - 7:00 pm

Monthly Travel Time and Delay Average: Miami-Dade County



Monthly Average Speed (MPH): Miami-Dade County



ASCT Components and Traffic Signals Systems Availability

