

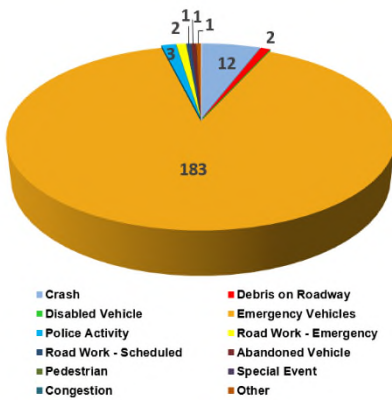
TSM&O Summary Report – November 2020

Milestones:

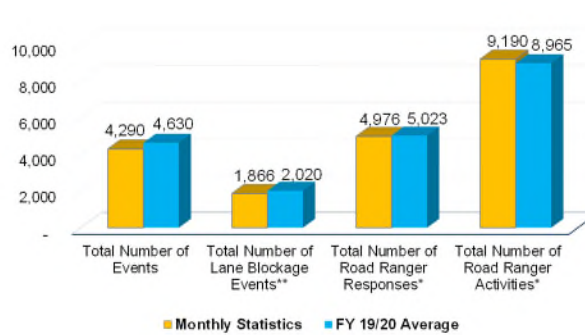
- Participated in National Traffic Incident Response Awareness Week
- Submitted the Annual Traffic Incident Management Capability Maturity Self-Assessment
- Hosted Monroe County Traffic Incident Management Team Meeting
- Coordinated with Project Managers and CEI for various construction closures. Created all pre-event and construction messaging plans for: I-395/SR 836/I-95 Design-Build, Golden Glades Multimodal Center, 95 Express Lane Marker Maintenance, ITS Device Replacement Projects, SR 5/Old Seven Mile Bridge from Knights Key to Pigeon Key, and US 1 Keys Construction (Multiple Projects)

TMC Operations

Secondary Events Managed by Event Type

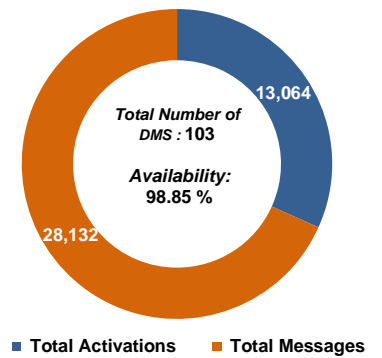


Event Summary Statistics



*Road Ranger Response and Activities data is inconsistent due to a reporting upgrade.
**SunGuide event data is incorrect due to a software issue within the SunGuide Reporting Subsystem.

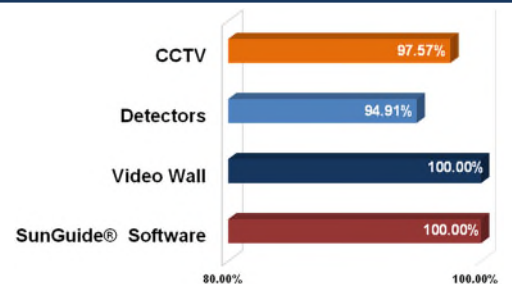
DMS Usage Summary



Systems Maintenance

ITS System Availability (FDOT Non-Operational)

Subsystem	November 2020	Target
TMC Systems (critical)	99.98%	>99.90%
TMC Systems (non-critical)	99.19%	≥98.00%
www.sunguide.info	100.00%	≥98.00%



TMC Operations Performance

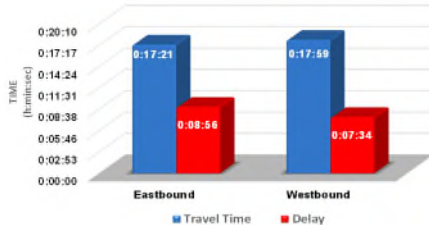
Performance Measure	Non-Toll General Use Lanes		Express Lanes	
	November 2020	Target	November 2020	Target
DMS Efficiency (Lane Blockage)	99.60%	≥95%	100.00%	100%
TMC Operator Error Rate (Lane Blockage)	0.12	≤0.20	0.05	≤0.10
TMC Operator Error Rate (Non-Lane Blockage)	0.06	≤0.20	0.08	≤0.10
Road Ranger Dispatching Average (Lane Blockage)	0:00:27	≤0:02:00	0:00:20	≤0:00:60
Event Confirmation Average (Lane Blockage)	0:00:52	≤0:02:00	0:00:09	≤0:00:60
Time to Post DMS Average (Lane Blockage)	0:01:27	≤0:03:00	0:01:02	≤0:01:30
Agency Notification Average (Lane Blockage)	0:01:24	≤0:07:00	0:01:15	≤0:04:00



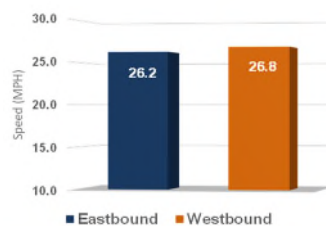
Active Arterial Management

Miami-Dade County SW 8th Street ASCT Pilot Project from SW 142nd Avenue to SW 67th Avenue and Monroe County Traffic Signal System (MCTSS) from MM4.4 to MM106.5
Monday – Friday from 7:00 am – 7:00 pm

Monthly Travel Time and Delay Average: Miami-Dade County



Monthly Average Speed (MPH): Miami-Dade County



ASCT Components and Traffic Signals Systems Availability

