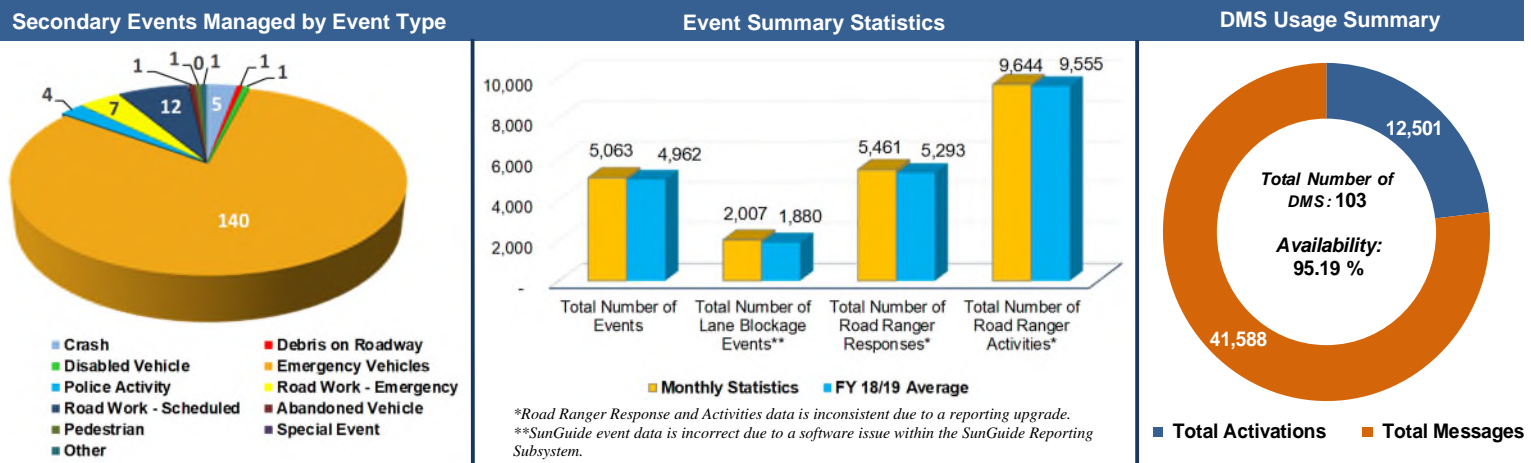


# TSM&O Summary Report – January 2020

## Milestones:

- Hosted tour for Illinois Tollway Authority
- Preparation for emergency shoulder running of transit buses along I-195/Julia Tuttle Causeway for Super Bowl LIV
- Special event coordination for Super Bowl LIV events, and 22<sup>nd</sup> annual Key West Half Marathon
- Coordinated with Project Managers and CEI for various construction closures. Created all pre-event and construction messaging plans for: I-75/SR 826 Express Lanes, I-95 Pavement Reconstruction, 95 Express Lane Marker Maintenance, DMS Retrofit and Warning Gates, and US-1 Keys Construction (Multiple Projects)

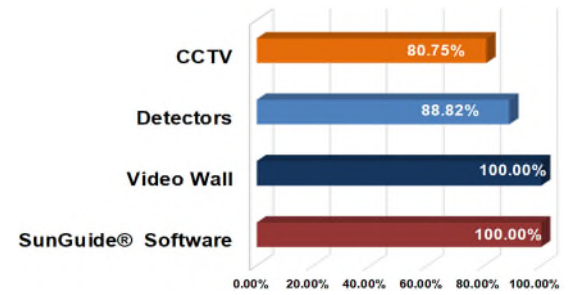
## TMC Operations



## Systems Maintenance

ITS System Availability (FDOT Non-Operational)

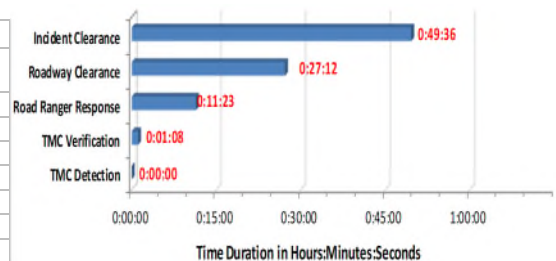
Subsystem	January 2020	Target
TMC Systems (critical)	99.98%	>99.90%
TMC Systems (non-critical)	98.34%	≥98.00%
<a href="http://www.sunguide.info">www.sunguide.info</a>	100.00%	≥98.00%



†Does not include devices currently under repair due to Hurricane Irma

## TMC Operations Performance

Performance Measure	Non-Toll General Use Lanes		Express Lanes	
	January 2020	Target	January 2020	Target
DMS Efficiency (Lane Blockage)	99.62%	≥95%	100.00%	≥100%
TMC Operator Error Rate (Lane Blockage)	0.13	≤0.20	0.07	≤0.10
TMC Operator Error Rate (Non-Lane Blockage)	0.04	≤0.20	0.05	≤0.10
Road Ranger Dispatching Average (Lane Blockage)	0:00:31	≤0:02:00	0:00:25	≤0:00:60
Event Confirmation Average (Lane Blockage)	0:01:16	≤0:02:00	0:00:46	≤0:00:60
Time to Post DMS Average (Lane Blockage)	0:01:32	≤0:03:00	0:01:17	≤0:01:30
Agency Notification Average (Lane Blockage)	0:01:47	≤0:07:00	0:01:38	≤0:04:00



## Active Arterial Management

Miami-Dade County SW 8<sup>th</sup> Street ASCT Pilot Project from SW 142<sup>nd</sup> Avenue to SW 67<sup>th</sup> Avenue and Monroe County Traffic Signal System (MCTSS) from MM4.4 to MM106.5  
Monday – Friday from 7:00 am - 7:00 pm

