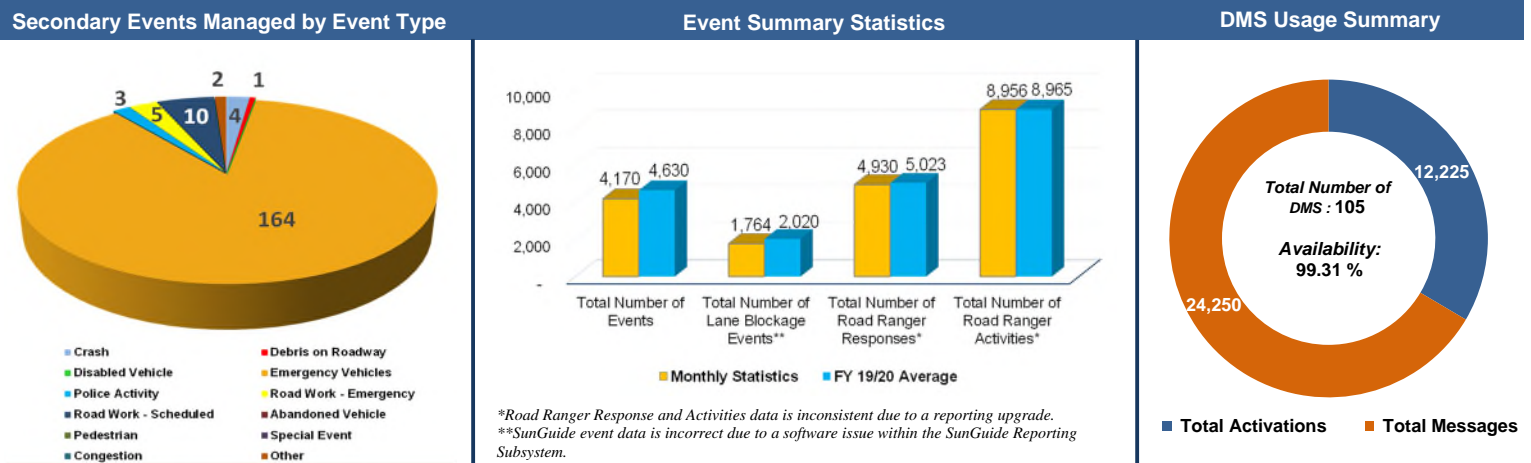


TSM&O Summary Report – December 2020

Milestones:

- Hosted virtual National Traffic Incident Management Responder Safety Course
- Conducted virtual FDOT District Six/FHP Troop E coordination meeting
- Provided express lanes support to District Seven for TBNext I-275
- Coordinated with Project Managers and CEI for various construction closures. Created all pre-event and construction messaging plans for: I-395/SR 836/I-95 Design-Build, Golden Glades Multimodal Center, 95 Express Lane Marker Maintenance, ITS Device Replacement Projects, SR 5/Old Seven Mile Bridge from Knights Key to Pigeon Key, and US 1 Keys Construction (Multiple Projects)

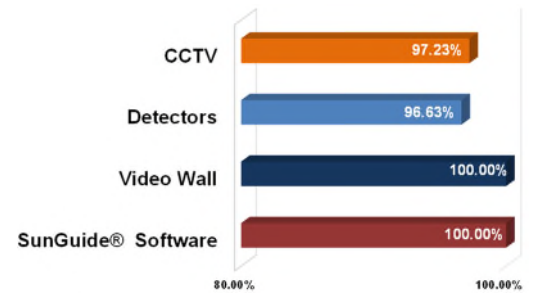
TMC Operations



Systems Maintenance

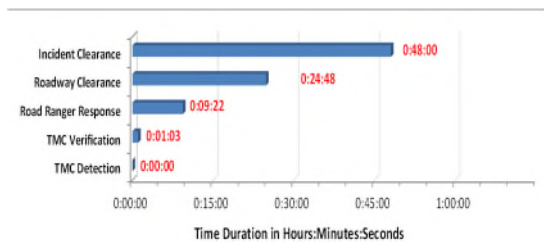
ITS System Availability (FDOT Non-Operational)

| Subsystem | December 2020 | Target |
|--|---------------|---------|
| TMC Systems (critical) | 99.98% | >99.90% |
| TMC Systems (non-critical) | 99.63% | ≥98.00% |
| www.sunguide.info | 100.00% | ≥98.00% |



TMC Operations Performance

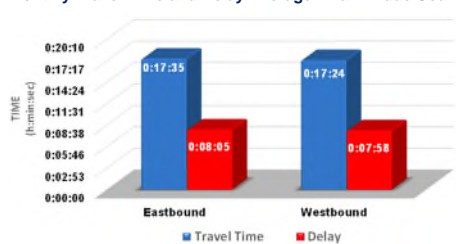
| Performance Measure | Non-Toll General Use Lanes | | Express Lanes | |
|---|----------------------------|----------|---------------|----------|
| | December 2020 | Target | December 2020 | Target |
| DMS Efficiency (Lane Blockage) | 99.91% | ≥95% | 100.00% | 100% |
| TMC Operator Error Rate (Lane Blockage) | 0.09 | ≤0.20 | 0.05 | ≤0.10 |
| TMC Operator Error Rate (Non-Lane Blockage) | 0.06 | ≤0.20 | 0.04 | ≤0.10 |
| Road Ranger Dispatching Average (Lane Blockage) | 0:00:23 | ≤0:02:00 | 0:00:19 | ≤0:00:60 |
| Event Confirmation Average (Lane Blockage) | 0:01:14 | ≤0:02:00 | 0:00:27 | ≤0:00:60 |
| Time to Post DMS Average (Lane Blockage) | 0:01:22 | ≤0:03:00 | 0:00:57 | ≤0:01:30 |
| Agency Notification Average (Lane Blockage) | 0:01:23 | ≤0:07:00 | 0:01:08 | ≤0:04:00 |



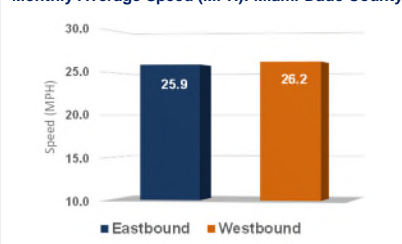
Active Arterial Management

Miami-Dade County SW 8th Street ASCT Pilot Project from SW 142nd Avenue to SW 67th Avenue and Monroe County Traffic Signal System (MCTSS) from MM4.4 to MM106.5
Monday – Friday from 7:00 am - 7:00 pm

Monthly Travel Time and Delay Average: Miami-Dade County



Monthly Average Speed (MPH): Miami-Dade County



ASCT Components and Traffic Signals Systems Availability

