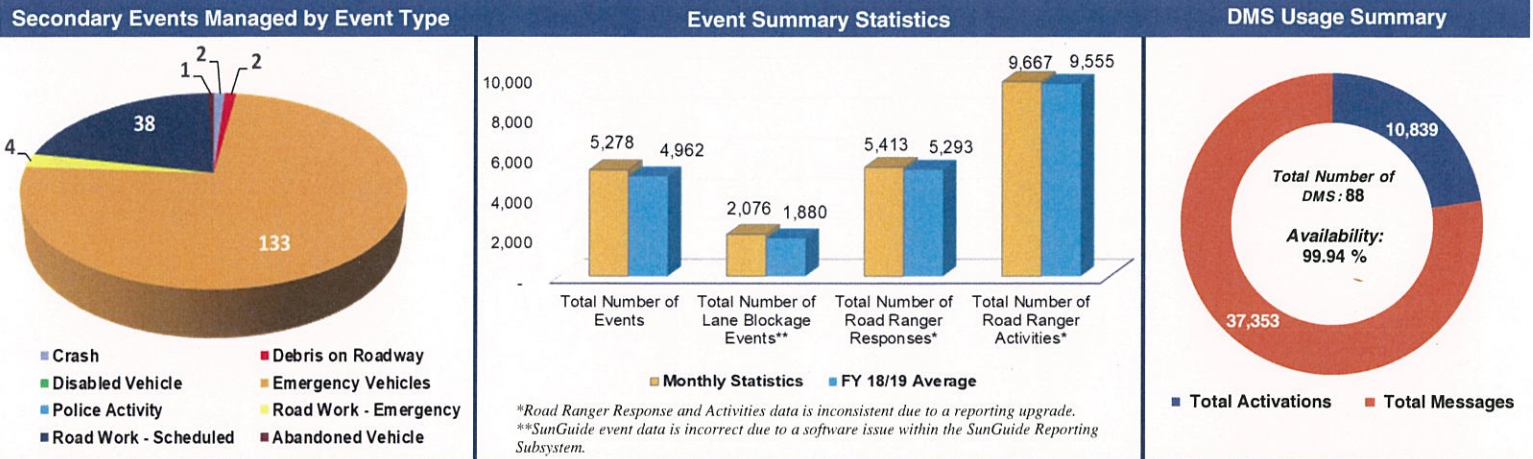


# TSM&O Operations Summary Report – July 2019

## Milestones:

- Attended Statewide District Incident Management Program Manager meeting in Orlando
- Hosted two Express Lanes Customer Service Coalition meetings for Palmetto Express
- Implemented a video streaming solution for the District Six Emergency Operations Center (EOC)
- Coordinated with Project Managers and CEI for various construction closures. Created all pre-event and construction messaging plans for: I-75/SR 826 Express Lanes, I-95 Pavement Reconstruction, 95 Express Lane Marker Maintenance, DMS Retrofit and Warning Gates, and US-1 Keys Construction (Multiple Projects).

## TMC Operations

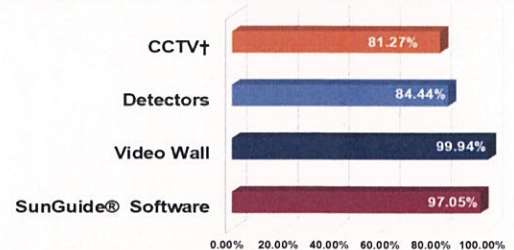


## Systems Maintenance

ITS System Availability (FDOT Non-Operational)

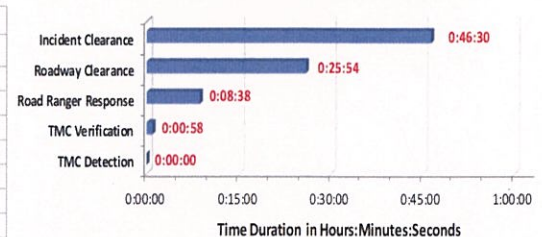
Subsystem	July 2019	Target
TMC Systems (critical)	99.96%	>99.90%
TMC Systems (non-critical)	99.56%	≥98.00%
<a href="http://www.sunguide.info">www.sunguide.info</a>	100.00%	≥98.00%

†Does not include devices currently under repair due to Hurricane Irma



## TMC Operations Performance

Performance Measure	Non-Toll General Use Lanes		Express Lanes	
	July 2019	Target	July 2019	Target
DMS Efficiency (Lane Blockage)	99.94%	≥95%	100.00%	≥100%
TMC Operator Error Rate (Lane Blockage)	0.17	≤0.20	0.08	≤0.10
TMC Operator Error Rate (Non-Lane Blockage)	0.05	≤0.20	0.05	≤0.10
Road Ranger Dispatching Average (Lane Blockage)	0:00:31	≤0:02:00	0:00:22	≤0:00:60
Event Confirmation Average (Lane Blockage)	0:01:11	≤0:02:00	0:00:07	≤0:00:60
Time to Post DMS Average (Lane Blockage)	0:01:49	≤0:03:00	0:01:04	≤0:01:30
Agency Notification Average (Lane Blockage)	0:01:36	≤0:07:00	0:01:29	≤0:04:00



## Active Arterial Management

Miami-Dade County SW 8<sup>th</sup> Street ASCT Pilot Project from SW 142<sup>nd</sup> Avenue to SW 67<sup>th</sup> Avenue and Monroe County Traffic Signal System (MCTSS) from MM4.4 to MM106.5  
Monday – Friday from 7:00 am - 7:00 pm

