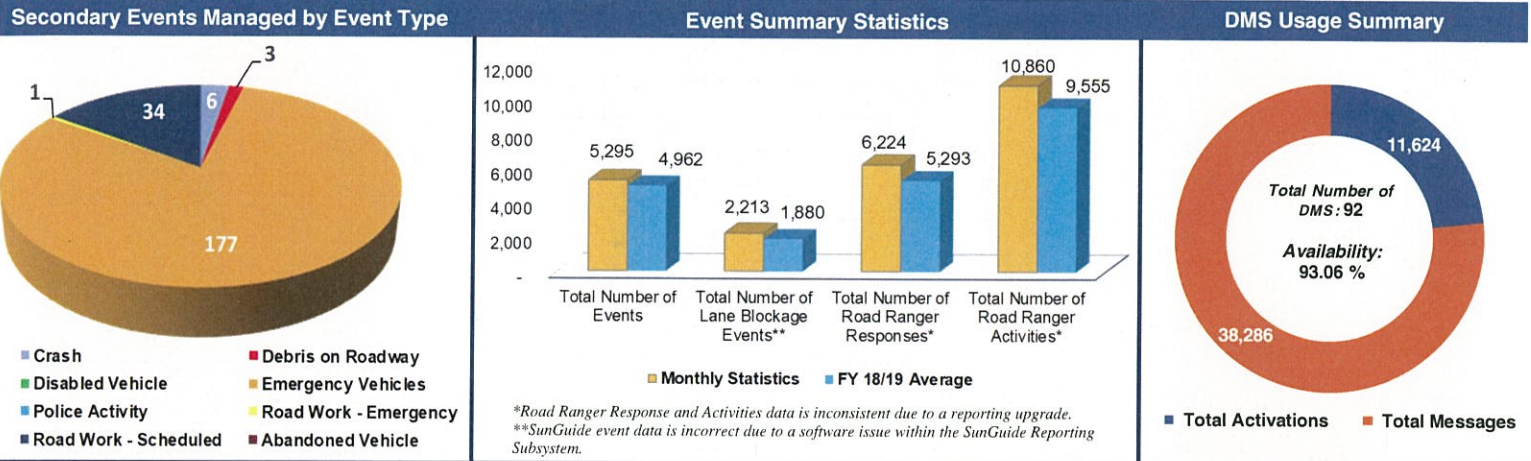


TSM&O Summary Report – August 2019

Milestones

- Successfully opened Palmetto Express and 75 Express to \$0.00 tolling
- Supported Emergency Operations Center activation for Hurricane Dorian
- Coordinated signal timing adjustments for start of the Florida International University fall semester
- Special event coordination for Miami Dolphins football, Miami Hurricanes football, Rolling Stones concert, and Orange Bowl preparations
- Coordinated with Project Managers and CEI for various construction closures. Created all pre-event and construction messaging plans for: I-75/SR 826 Express Lanes, I-95 Pavement Reconstruction, 95 Express Lane Marker Maintenance, DMS Retrofit and Warning Gates, and US-1 Keys Construction (Multiple Projects)

TMC Operations

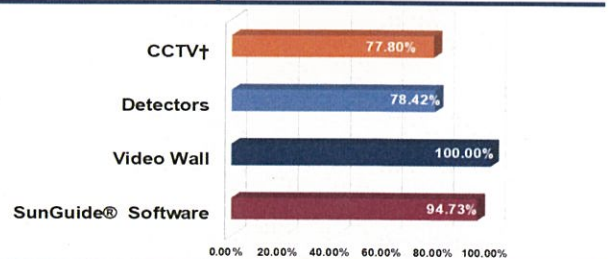


Systems Maintenance

ITS System Availability (FDOT Non-Operational)

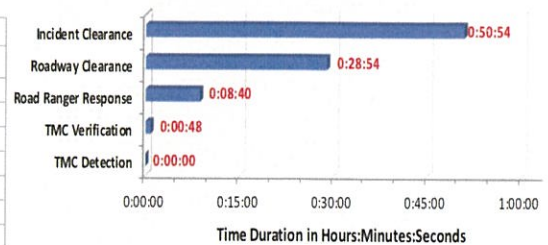
Subsystem	August 2019	Target
TMC Systems (critical)	99.97%	>99.90%
TMC Systems (non-critical)	99.60%	≥98.00%
www.sunguide.info	100.00%	≥98.00%

†Does not include devices currently under repair due to Hurricane Irma



TMC Operations Performance

Performance Measure	Non-Toll General Use Lanes		Express Lanes	
	August 2019	Target	August 2019	Target
DMS Efficiency (Lane Blockage)	99.78%	≥95%	100.00%	≥100%
TMC Operator Error Rate (Lane Blockage)	0.17	≤0.20	0.10	≤0.10
TMC Operator Error Rate (Non-Lane Blockage)	0.06	≤0.20	0.05	≤0.10
Road Ranger Dispatching Average (Lane Blockage)	0:00:29	≤0:02:00	0:00:21	≤0:00:60
Event Confirmation Average (Lane Blockage)	0:00:59	≤0:02:00	0:00:11	≤0:00:60
Time to Post DMS Average (Lane Blockage)	0:01:36	≤0:03:00	0:01:03	≤0:01:30
Agency Notification Average (Lane Blockage)	0:01:29	≤0:07:00	0:01:28	≤0:04:00



Active Arterial Management

Miami-Dade County SW 8th Street ASCT Pilot Project from SW 142nd Avenue to SW 67th Avenue and Monroe County Traffic Signal System (MCTSS) from MM4.4 to MM106.5
 Monday – Friday from 7:00 am - 7:00 pm

