

# ITS Operations Summary Report – September 2018

## Milestones:

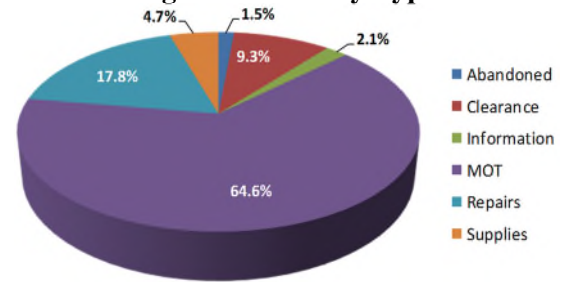
- Began operation of 95 Express Warning Gates System.
- Hosted 95 Express customer service regional workshop.
- Completed SunGuide configuration of first dual lane ramp signal site.
- Coordinated with Project Managers and CEI for construction closures. Created all pre-event and construction messaging plans for: I-75/SR 826 Express Lanes, I-95 Pavement Reconstruction, 95 Express Lane Marker Maintenance, DMS Retrofit/Warning Gates, Golden Glades Multimodal Center, and US-1 Keys Construction (Multiple Projects).

## Event Summary:

Statistics	September 2018	FY 16/17 Avg.
Total Number of Events	4,817	4,628
Total Number of Lane Blockage Events***	1,862	1,854
Average Lane Blockage Duration*	0:26:24	0:26:31
Total Number of Road Ranger Responses**	4,988	4,691
Total Number of Road Ranger Activities**	9,062	8,615

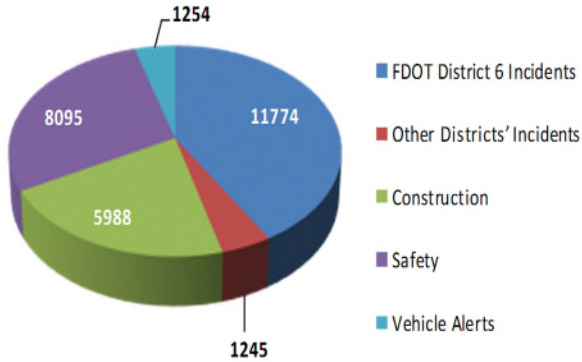
\*Includes roadways with Road Ranger coverage and excludes roadwork related events and special events.  
 \*\*Road Ranger Response and Activities data is inconsistent due to a reporting upgrade.  
 \*\*\*SunGuide event data is incorrect due to a software issue within the SunGuide Reporting Subsystem.

## Road Ranger Activities by Type



## DMS Message by Type

(Total DMS Messages = 28,356)

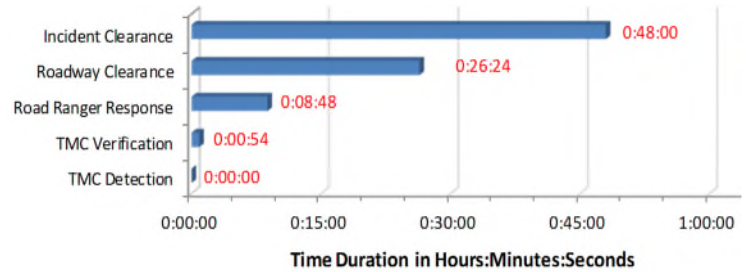


Roadway	# of DMS	# of Activations	# of Messages	Availability
I-95 Mainline	11	1,939	5,047	99.91%
95 Express	6	906	2,310	99.61%
I-95 Arterial	8	1,253	3,431	96.04%
Golden Glades	5	899	2,342	99.88%
SR 826	12	1,372	3,373	96.24%
I-75	4	259	855	93.91%
I-195	2	215	568	100.00%
I-195 Arterial	3	228	1,449	99.51%
SR 826 Arterial	18	2,065	5,176	92.64%
I-395	2	524	1,356	99.98%
US 1 Miami-Dade Co	5	423	1,405	100.00%
US 1 S/ of Florida City	11	188	1,044	94.57% †
<b>Total</b>	<b>87</b>	<b>10,271</b>	<b>28,356</b>	<b>96.65%</b>

## Maintenance and TMC Operations:

### ITS Systems Availability (FDOT Non-Operational)

Subsystem	September 2018	Target
TMC Systems (critical)	99.99%	>99.90%
TMC Systems (non-critical)	99.49%	≥98.00%
www.sunguide.info	100.00%	≥98.00%
SunGuide® Software	99.96%	N/A
Video Wall	99.12%	N/A
Detectors†	90.03%	N/A
CCTV†	79.95%	N/A
DMS†	96.65%	N/A



Note: Time Durations include FDOT D6 Managed Events only and excludes roadwork and special events. Road Ranger Response excludes Road Ranger detected events.

### TMC Operations †Does not include devices currently under repair due to Hurricane Irma

Performance Measure	Non-Toll General Use Lanes		Express Lanes	
	September 2018	Target	September 2018	Target
DMS Efficiency (Lane Blockage)	99.75%	≥95%	100.00%	≥100%
TMC Operator Error Rate (Lane Blockage)	0.18	≤0.20	0.09	≤0.10
TMC Operator Error Rate (Non-lane Blockage)	0.06	≤0.20	0.10	≤0.10
Road Ranger Dispatching Average (Lane Blockage)	0:00:28	≤0:02:00	0:00:19	≤0:00:60
Event Confirmation Average (Lane Blockage)	0:01:07	≤0:02:00	0:00:07	≤0:00:60
Time to Post DMS Average (Lane Blockage)	0:01:38	≤0:03:00	0:00:53	≤0:01:30
Agency Notification Average (Lane Blockage)	0:01:26	≤0:07:00	0:01:06	≤0:04:00