

ITS Operations Summary Report – June 2018

Milestones:

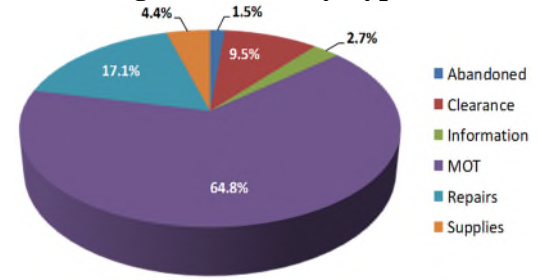
- Completed training for Monroe County Sheriff’s Office on traffic signals along US-1 in Florida Keys
- Participated in the ITS America Annual Meeting in Detroit, Michigan
- Facilitated coordination meeting with Miami-Dade and City of Miami Fire-Rescue for 95 Express gate system
- Coordinated with Project Managers and CEI for construction closures. Created all pre-event and messaging plans for: I-75/SR 826 Express Lanes, I-95 Pavement Reconstruction, 95 Express Lane Marker Maintenance, DMS Retrofit and Warning Gates, ITS Device Replacement, and US-1 Keys Construction (Multiple Projects).

Event Summary:

Statistics	June 2018	FY 16/17 Avg.
Total Number of Events	4,726	4,464
Total Number of Lane Blockage Events***	1,740	1,839
Average Lane Blockage Duration*	0:26:12	0:25:12
Total Number of Road Ranger Responses**	4,923	4,650
Total Number of Road Ranger Activities**	8,991	8,664

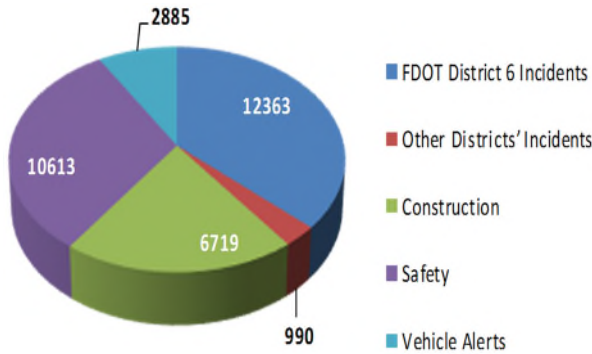
*Includes roadways with Road Ranger coverage and excludes roadwork related events and special events.
 **Road Ranger Response and Activities data is inconsistent due to a reporting upgrade.
 ***SunGuide event data is incorrect due to a software issue within the SunGuide Reporting Subsystem.

Road Ranger Activities by Type



DMS Message by Type

(Total DMS Messages = 33,570)

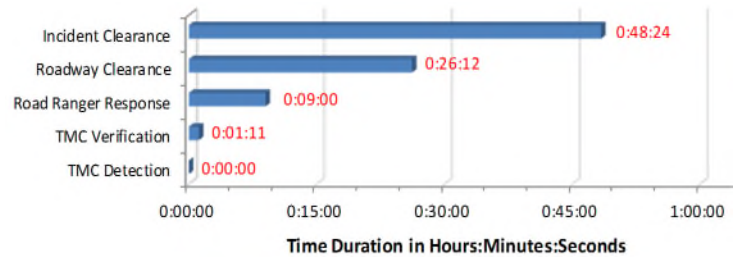


Roadway	# of DMS	# of Activations	# of Messages	Availability
I-95 Mainline	11	2,032	6,249	99.90%
95 Express	6	981	3,371	99.44%
I-95 Arterial	8	1,273	3,841	92.25%
Golden Glades	5	1,000	3,112	98.66%
SR 826	12	1,468	4,182	77.60%
I-75	4	353	1,225	94.59%
I-195	2	203	514	100.00%
I-195 Arterial	3	287	724	94.70%
SR 826 Arterial	18	2,244	7,002	99.87%
I-395	2	485	1,501	99.88%
US 1 Miami-Dade Co	5	418	1,828	99.97%
US 1 S/ of Florida City	11	12	21	10.29% †
Total	87	10,756	33,570	93.18%

Maintenance and TMC Operations:

ITS Systems Availability (FDOT Non-Operational)

Subsystem	June 2018	Target
TMC Systems (critical)	99.96%	>99.90%
TMC Systems (non-critical)	98.54%	≥98.00%
www.sunguide.info	100.00%	≥98.00%
SunGuide SM Software	96.90%	N/A
Video Wall	100.00%	N/A
Detectors†	76.41%	N/A
CCTV†	76.65%	N/A
DMS†	93.18%	N/A



Note: Time Durations include FDOT D6 Managed Events only and excludes roadwork and special events. Road Ranger Response excludes Road Ranger detected events.

TMC Operations †Does not include devices currently under repair due to Hurricane Irma

Performance Measure	Non-Toll General Use Lanes		Express Lanes	
	June 2018	Target	June 2018	Target
DMS Efficiency (Lane Blockage)	100.00%	≥95%	100.00%	≥100%
TMC Operator Error Rate (Lane Blockage)	0.17	≤0.20	0.06	≤0.10
TMC Operator Error Rate (Non-lane Blockage)	0.09	≤0.20	0.09	≤0.10
Road Ranger Dispatching Average (Lane Blockage)	0:00:23	≤0:02:00	0:00:16	≤0:00:60
Event Confirmation Average (Lane Blockage)	0:01:27	≤0:02:00	0:00:10	≤0:00:60
Time to Post DMS Average (Lane Blockage)	0:01:41	≤0:03:00	0:00:50	≤0:01:30
Agency Notification Average (Lane Blockage)	0:01:26	≤0:07:00	0:01:05	≤0:04:00