

ITS Operations Summary Report – June 2017

Milestones:

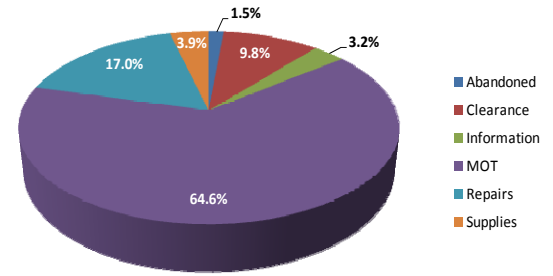
- Implemented notification of Closed protocol for NB 95 Express with TMC team and FHP Dispatch
- Supported University of Florida's data request for queue spillback observations along I-95 ramps
- Hosted TMC Tours for Commissioner Joe Martinez's aides and FDOT new employees
- Coordinated with Project Managers and CEI for various construction closures. Created all pre-event and construction messaging plans for: I-75/SR 826 Express Lanes, I-95 Pavement Reconstruction, All Aboard Florida rail grade crossings, Miami Gardens Ramp Improvement, and US-1 Keys Construction (Multiple Projects).

Event Summary:

Statistics	June 2017	FY 15/16 Avg.
Total Number of Events	4,696	4,701
Total Number of Lane Blockage Events***	1,925	1,906
Average Lane Blockage Duration*	0:27:18	0:28:02
Total Number of Road Ranger Responses**	4,702	4,782
Total Number of Road Ranger Activities**	8,707	8,720

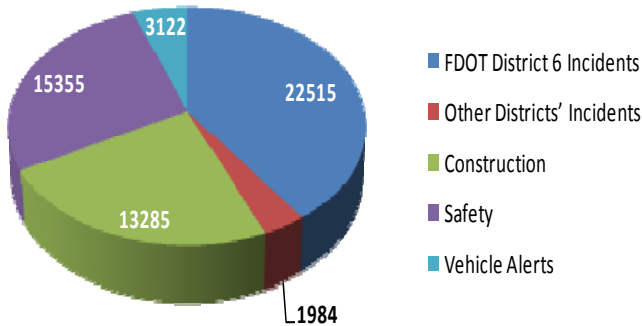
*Includes roadways with Road Ranger coverage and excludes roadwork related events and special events.
 **Road Ranger Response and Activities data is inconsistent due to a reporting upgrade.
 ***SunGuide event data is incorrect due to a software issue within the SunGuide Reporting Subsystem.

Road Ranger Activities by Type



DMS Message by Type

(Total DMS Messages = 56,261)

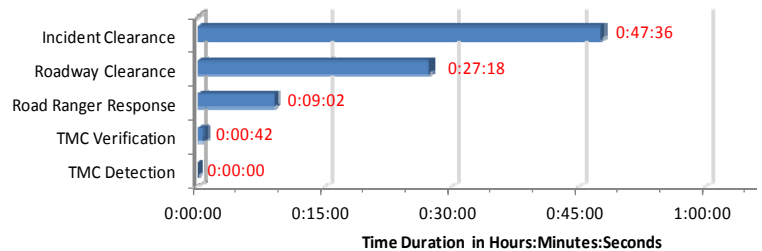


Roadway	# of DMS	# of Activations	# of Messages	Availability
I-95 Mainline	11	2,247	11,039	99.24%
95 Express	6	944	4,517	99.45%
I-95 Arterial	8	1,236	6,567	95.53%
Golden Glades	5	1,166	6,750	99.69%
SR 826	12	1,659	6,848	88.74%
I-75	3	182	760	44.82%
I-195	2	214	972	99.48%
I-195 Arterial	3	334	1,451	99.62%
SR 826 Arterial	18	2,187	8,609	90.60%
I-395	2	638	2,832	98.71%
US 1 Miami-Dade Co	5	543	2,621	99.75%
US 1 S/ of Florida City	11	578	3,295	85.62%
Total	86	11,928	56,261	92.14%

Maintenance and TMC Operations:

ITS Systems Availability (FDOT Non-Operational)

Subsystem	June 2017	Target
TMC Systems (critical)	99.98%	>99.90%
TMC Systems (non-critical)	99.50%	≥98.00%
www.sunguide.info	99.99%	≥98.00%
SunGuide SM Software	95.02%	N/A
Video Wall	99.99%	N/A
Detectors	89.71%	N/A
CCTV	95.15%	N/A
DMS	92.14%	N/A



Note: Time Durations include FDOT D6 Managed Events only and excludes roadwork and special events. Road Ranger Response excludes Road Ranger detected events.

TMC Operations

Performance Measure	Non-Toll General Use Lanes		Express Lanes	
	June 2017	Target	June 2017	Target
DMS Efficiency (Lane Blockage)	99.85%	≥95%	100.00%	≥100%
TMC Operator Error Rate (Lane Blockage)	0.38%	≤0.59%	0.22%	≤0.29%
TMC Operator Error Rate (Non-lane Blockage)	0.23%	≤0.59%	0.17%	≤0.29%
Road Ranger Dispatching Average (Lane Blockage)	0:00:32	≤0:02:00	0:00:26	≤0:00:60
Event Confirmation Average (Lane Blockage)	0:00:47	≤0:02:00	0:00:15	≤0:00:60
Time to Post DMS Average (Lane Blockage)	0:01:36	≤0:03:00	0:00:59	≤0:01:30
Agency Notification Average (Lane Blockage)	0:01:35	≤0:07:00	0:01:18	≤0:04:00