

# ITS Operations Summary Report – July 2016

## Milestones:

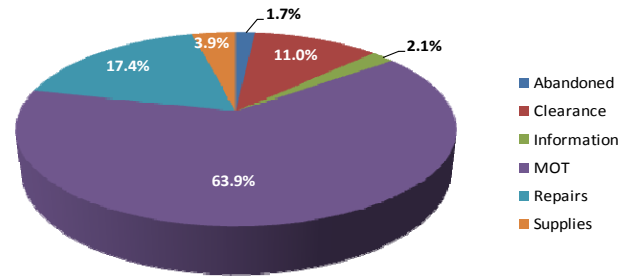
- Supported outreach efforts for 95 Express Phase 1 Toll Amount and Lanes Status Dynamic Message Signs (DMS) upgrade project
- Coordinated with Project Managers and CEI for various construction closures; Created all pre-event and construction messaging plans for: 95 Express Phase 2, SR 826/SR 836 Interchange Reconstruction, US-1 Keys Construction (Multiple Projects), I-75/SR 826 Express Lanes Project, and NW 25<sup>th</sup> Street Viaduct Project

## Event Summary:

Statistics	July 2016	FY 15/16 Avg.
Total Number of Events	4,514	4,701
Total Number of Lane Blockage Events***	1,778	1,906
Average Lane Blockage Duration*	0:26:06	0:28:02
Total Number of Road Ranger Responses**	5,034	4,782
Total Number of Road Ranger Activities**	9,300	8,720

\*Includes roadways with Road Ranger coverage and excludes roadwork related events and special events.  
 \*\*Road Ranger Response and Activities data is inconsistent due to a reporting upgrade.  
 \*\*\*SunGuide event data is incorrect due to a software issue within the SunGuide Reporting Subsystem.

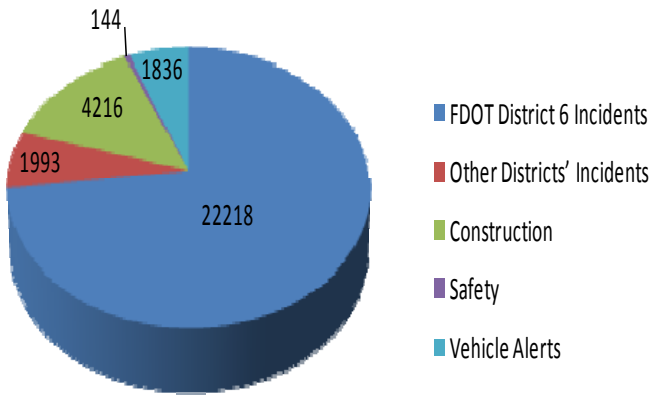
## Road Ranger Activities by Type



**Traveler Information:** There were 38,856 calls from SE Florida to the Statewide 511 system for the month of July 2016.

## DMS Message by Type

(Total DMS Messages = 30,407)

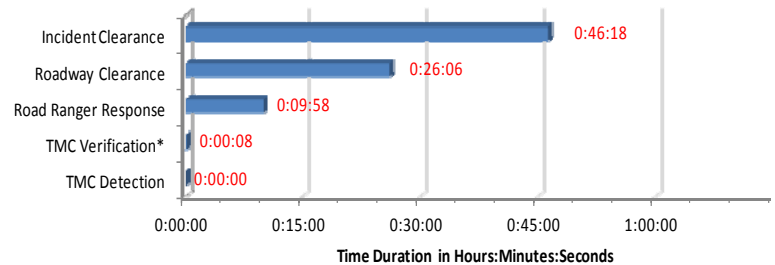


Roadway	# of DMS	# of Activations	# of Messages	Availability
I-95 Mainline	11	2,184	5,749	99.99%
95 Express	6	968	2,427	99.92%
I-95 Arterial	8	1,216	2,988	99.59%
Golden Glades	5	1,022	2,778	99.81%
SR 826	12	1,461	4,615	97.83%
I-75	3	156	594	99.48%
I-195	2	204	691	100.00%
I-195 Arterial	3	372	1,189	99.89%
SR 826 Arterial	18	1,480	4,413	99.99%
I-395	2	604	1,490	98.64%
US 1 Miami-Dade Co	5	500	1,510	99.33%
US 1 S/ of Florida City	11	364	1,963	94.24%
<b>Total</b>	<b>86</b>	<b>10,531</b>	<b>30,407</b>	<b>98.47%</b>

## Maintenance and TMC Operations:

### ITS Systems Availability (FDOT Non-Operational)

Subsystem	July 2016	Target
TMC Systems (critical)	99.99%	>99.90%
TMC Systems (non-critical)	98.42%	≥98.00%
www.sunguide.info	99.98%	≥98.00%
SunGuide <sup>SM</sup> Software	90.93%	N/A
Video Wall	99.91%	N/A
Detectors	79.88%	N/A
CCTV	91.24%	N/A
DMS	98.47%	N/A



Note: Time Durations include FDOT D6 Managed Events only and excludes roadwork and special events. Road Ranger Response excludes Road Ranger detected events.

### TMC Operations

Performance Measure	Non-Toll General Use Lanes		Express Lanes	
	July 2016	Target	July 2016	Target
DMS Efficiency (Lane Blockage)	99.82%	≥95%	100%	≥100%
TMC Operator Error Rate (Lane Blockage)	0.31%	≤0.59%	0.28%	≤0.29%
TMC Operator Error Rate (Non-lane Blockage)	0.22%	≤0.59%	0.22%	≤0.29%
Road Ranger Dispatching Average (Lane Blockage)	0:00:33	≤0:02:00	0:00:20	≤0:00:60
Event Confirmation Average (Lane Blockage)	0:00:10	≤0:02:00	0:00:03	≤0:00:60
Time to Post DMS Average (Lane Blockage)	0:01:46	≤0:03:00	0:01:06	≤0:01:30
Agency Notification Average (Lane Blockage)	0:02:29	≤0:07:00	0:01:46	≤0:04:00

ISO: 60509448 (BE193)