

ITS Operations Summary Report – February 2016

Milestones:

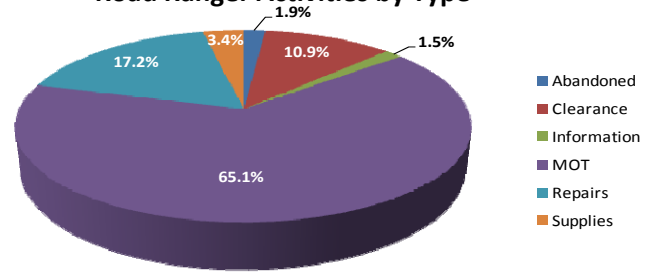
- Upgraded communications infrastructure along US 1 in Miami-Dade County; Hosted TSM&O presentation for Gold Coast ITE group.
- Coordinated and attended Broward County Transit (BCT) bus training for Road Ranger heavy duty wrecker.
- Support and Install OTM for MDX; Special events (coordinated/supported): Miami Boat Show and Coconut Grove Art Festival.
- Coordinated with Project Managers and CEI for various construction closures; Created all pre-event and construction messaging plans for: 95 Express Phase 2, I-95 Pavement Rehabilitation Projects, SR 826/SR 836 Interchange Reconstruction, US-1 Keys Construction (Multiple Projects), I-75/SR 826 Express Lanes Project, NW 25th Street Viaduct Project, and Long Key Bridge Construction.

Event Summary:

Statistics	February 2016	FY 14/15 Avg.
Total Number of Events	4,517	4,127
Total Number of Lane Blockage Events**	1,811	1,582
Average Lane Blockage Duration*	0:27:36	0:27:44
Total Number of Road Ranger Responses***	4,518	3,879
Total Number of Road Ranger Activities***	8,237	7,209

*Includes roadways with Road Ranger coverage and excludes roadwork related events and special events.
 **SunGuide event data is incorrect due to a software issue within the SunGuide Reporting Subsystem.
 ***Road Ranger Response and Activities data is inconsistent due to a reporting upgrade.

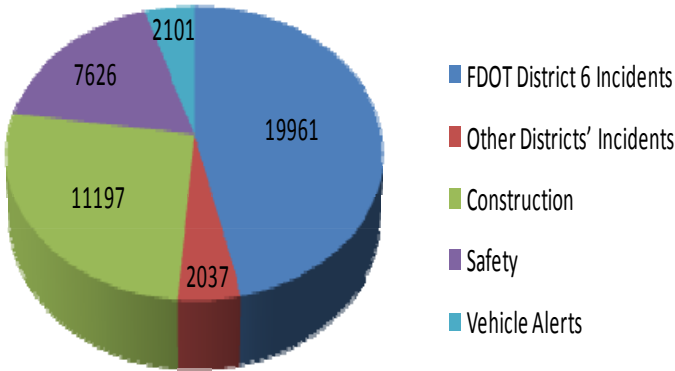
Road Ranger Activities by Type



Traveler Information: There were 59,231 calls from SE Florida to the Statewide 511 system for the month of February 2016.

DMS Message by Type

(Total DMS Messages = 42,922)



Roadway	# of DMS	# of Activations	# of Messages	Availability
I-95 Mainline	11	2,095	7,465	98.95%
95 Express	6	904	3,391	98.72%
I-95 Arterial	8	1,456	5,465	98.67%
Golden Glades	5	859	3,241	99.27%
SR 826	12	1,526	6,458	99.31%
I-75	3	410	2,004	98.32%
I-195	2	218	985	99.28%
I-195 Arterial	3	323	1,613	99.38%
SR 826 Arterial	10	1,318	5,718	94.60%
I-395	2	565	1,840	97.00%
US 1 Miami-Dade Co	5	465	1,995	99.46%
US 1 S/ of Florida City	11	450	2,747	97.06%
Total	78	10,589	42,922	98.06%

Note: DMS 15 is undergoing Capital Improvement; messages posted on these devices are not computed and system availability is not measured. DMS 2, 3, 6, 109, 110, 111, 113, FLD6DOT095NB013.5-LL, FLD6DOT095NB014.8-EL, and FLD6DOT095SB014.6-EL along I-95 (EL Phase 2 project), 826SBNW103ST01 along SR 826 (I-75/SR 826 Express Lanes project), and four additional DMS along the SR 826 (Section 5 project) are operational and are still under warranty; system availability is not measured.

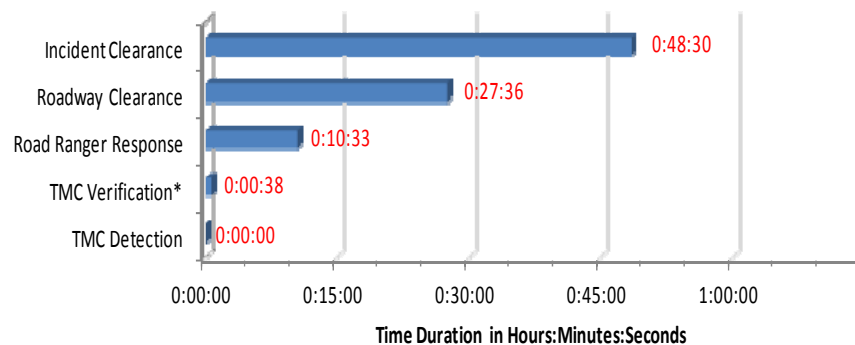
TMC Operations and Maintenance:

TMC Operations (Travel Lane Blocking Events Only)

Performance Measure	February 2016	Target
DMS Efficiency	99.73%	>95%
TMC Operator Error Rate	0.39%	<0.59%
Road Ranger Dispatching Average	00:00:59	<0:02:00
Event Confirmation Average	00:00:38	<0:02:00
Time to Post DMS Average	00:03:34	<0:05:00
Agency Notification Average	00:02:39	<0:07:00

ITS Systems Availability (FDOT Non-Operational)

Subsystem	February 2016	Target
TMC Systems (critical)	99.99%	>99.90%
Video Wall	100.00%	N/A
SunGuide SM Software	99.86%	N/A
CCTV	94.97%	N/A
DMS	98.06%	N/A
Detectors	89.92%	N/A
TMC Systems (non-critical)	98.05%	N/A



Note: Time Durations include FDOT D6 Managed Events Only and excludes roadwork and special events. Road Ranger Response excludes Road Ranger detected events.

ISO: 60178093