

ITS Operations Summary Report – August 2016

Milestones:

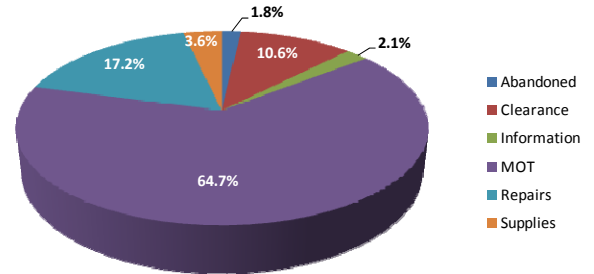
- Integrated first group of high definition (HD) closed circuit television (CCTV) cameras for the 95 Express DMS retrofit project
- Completed the “Contact Us” page for the 95express.com website
- Conducted presentation and tour of TMC operations for the FDOT District 7 TSM&O staff
- Coordinated with Project Managers and CEI for various construction closures. Created all pre-event and construction messaging plans for: 95 Express Phase 2, SR 826/SR 836 Interchange Reconstruction, US-1 Keys Construction (Multiple Projects), I-75/SR 826 Express Lanes Project, and NW 25th Street Viaduct Project

Event Summary:

Statistics	August 2016	FY 15/16 Avg.
Total Number of Events	4,654	4,701
Total Number of Lane Blockage Events***	1,987	1,906
Average Lane Blockage Duration*	0:25:18	0:28:02
Total Number of Road Ranger Responses**	5,073	4,782
Total Number of Road Ranger Activities**	9,449	8,720

*Includes roadways with Road Ranger coverage and excludes roadwork related events and special events.
 **Road Ranger Response and Activities data is inconsistent due to a reporting upgrade.
 ***SunGuide event data is incorrect due to a software issue within the SunGuide Reporting Subsystem.

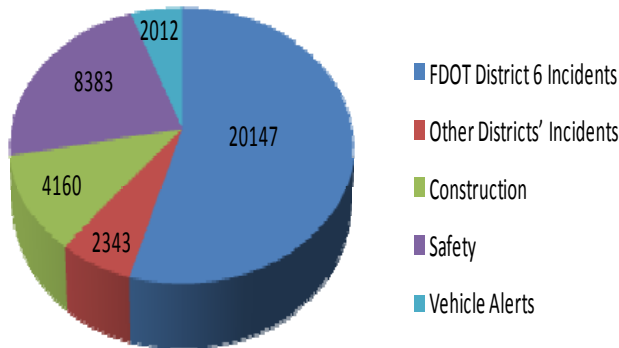
Road Ranger Activities by Type



Traveler Information: There were 48,443 calls from SE Florida to the Statewide 511 system for the month of August 2016.

DMS Message by Type

(Total DMS Messages = 37,045)

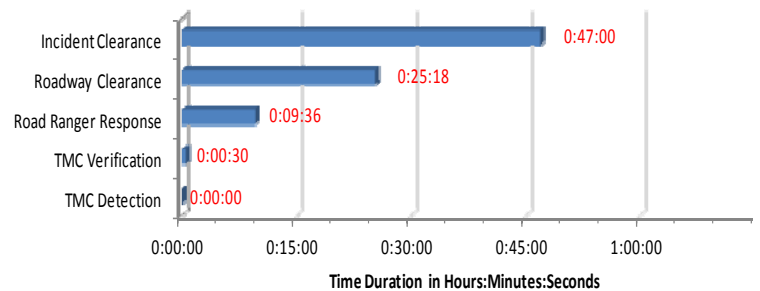


Roadway	# of DMS	# of Activations	# of Messages	Availability
I-95 Mainline	11	2,349	7,062	99.02%
95 Express	6	1,053	3,030	99.91%
I-95 Arterial	8	1,044	2,750	99.45%
Golden Glades	5	481	1,590	68.03%
SR 826	12	1,521	5,602	94.69%
I-75	3	358	1,681	99.48%
I-195	2	172	716	100.00%
I-195 Arterial	3	294	850	100.00%
SR 826 Arterial	18	1,637	7,249	99.66%
I-395	2	584	1,566	95.12%
US 1 Miami-Dade Co	5	466	1,956	99.99%
US 1 S/ of Florida City	11	285	2,993	98.37%
Total	86	10,244	37,045	96.42%

Maintenance and TMC Operations:

ITS Systems Availability (FDOT Non-Operational)

Subsystem	August 2016	Target
TMC Systems (critical)	99.99%	>99.90%
TMC Systems (non-critical)	99.02%	≥98.00%
www.sunguide.info	100.00%	≥98.00%
SunGuide SM Software	98.37%	N/A
Video Wall	99.92%	N/A
Detectors	83.85%	N/A
CCTV	86.90%	N/A
DMS	96.42%	N/A



Note: Time Durations include FDOT D6 Managed Events only and excludes roadwork and special events. Road Ranger Response excludes Road Ranger detected events.

TMC Operations

Performance Measure	Non-Toll General Use Lanes		Express Lanes	
	August 2016	Target	August 2016	Target
DMS Efficiency (Lane Blockage)	99.76%	≥95%	100%	≥100%
TMC Operator Error Rate (Lane Blockage)	0.57%	≤0.59%	0.18%	≤0.29%
TMC Operator Error Rate (Non-lane Blockage)	0.20%	≤0.59%	0.09%	≤0.29%
Road Ranger Dispatching Average (Lane Blockage)	0:00:38	≤0:02:00	0:00:17	≤0:00:60
Event Confirmation Average (Lane Blockage)	0:00:38	≤0:02:00	0:00:09	≤0:00:60
Time to Post DMS Average (Lane Blockage)	0:01:48	≤0:03:00	0:01:01	≤0:01:30
Agency Notification Average (Lane Blockage)	0:02:39	≤0:07:00	0:01:35	≤0:04:00