

ITS Operations Summary Report – April 2016

Milestones:

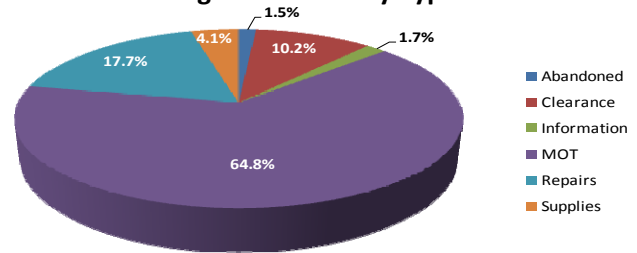
- Hosted FDOT Secretary Work Day; Granted and coordinated media interview for Telemundo 51 (Road Rangers)
- Coordinated and supported various special events: Miami Open Tennis Tournament and Seven Mile Bridge Run (Keys)
- Hosted presentation and tour for Empresa Nacional de Autopista (ENA) (Panama)
- Coordinated with Project Managers and CEI for various construction closures and special events; Created pre-event and construction messaging plans for: 95 Express Phase 2, I-95 Pavement Rehabilitation Projects, SR 826/SR 836 Interchange Reconstruction, US-1 Keys Construction I-75/SR 826 Express Lanes Project, and NW 25 Street Viaduct Project

Event Summary:

Statistics	April 2016	FY 14/15 Avg.
Total Number of Events	4,734	4,127
Total Number of Lane Blockage Events***	2,021	1,582
Average Lane Blockage Duration*	0:28:42	0:27:44
Total Number of Road Ranger Responses**	4,646	3,879
Total Number of Road Ranger Activities**	8,525	7,209

*Includes roadways with Road Ranger coverage and excludes roadwork related events and special events.
 **Road Ranger Response and Activities data is inconsistent due to a reporting upgrade.
 ***SunGuide event data is incorrect due to a software issue within the SunGuide Reporting Subsystem.

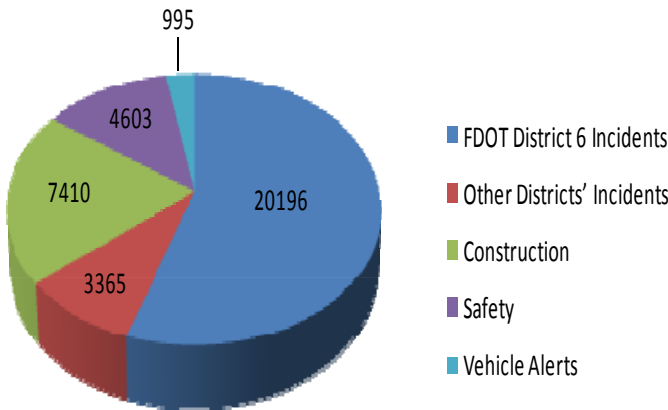
Road Ranger Activities by Type



Traveler Information: There were 52,367 calls from SE Florida to the Statewide 511 system for the month of April 2016.

DMS Message by Type

(Total DMS Messages = 36,569)



Roadway	# of DMS	# of Activations	# of Messages	Availability
I-95 Mainline	11	1,966	6,089	99.95%
95 Express	6	989	2,994	99.86%
I-95 Arterial	8	1,539	3,951	87.00%
Golden Glades	5	1,304	3,958	99.78%
SR 826	12	1,462	5,468	99.80%
I-75	3	382	1,901	99.75%
I-195	2	169	662	100.00%
I-195 Arterial	3	250	600	98.89%
SR 826 Arterial	10	1,451	4,970	99.91%
I-395	2	576	1,512	98.35%
US 1 Miami-Dade Co	5	457	1,858	99.91%
US 1 S/ of Florida City	11	327	2,606	95.33%
Total	78	10,872	36,569	98.14%

Note: DMS 15 is undergoing Capital Improvement; messages posted on these devices are not computed and system availability is not measured. DMS 2, 3, 6, 109, 110, 111, 113, FLD6DOT095NB013.5-LL, FLD6DOT095NB014.8-EL, and FLD6DOT095NB014.6-EL along I-95 (EL Phase 2 project), 826SBNW103ST01 along SR 826 (I-75/SR 826 Express Lanes project), and four additional DMS along the SR 826 (Section 5 project) are operational and are still under warranty; system availability is not measured.

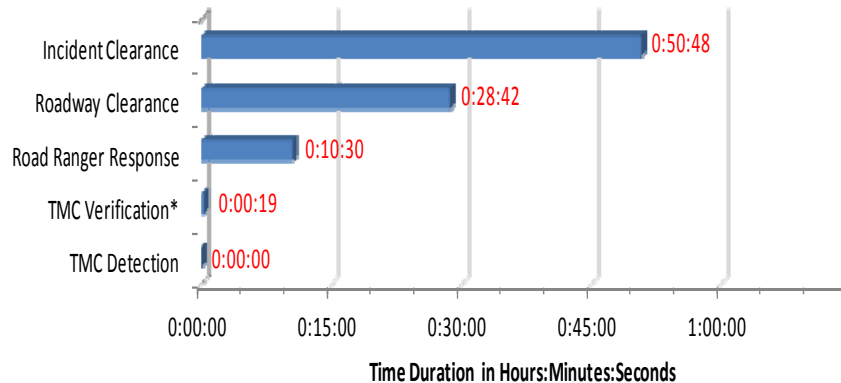
TMC Operations and Maintenance:

TMC Operations (Travel Lane Blocking Events Only)

Performance Measure	April 2016	Target
DMS Efficiency	99.64%	>95%
TMC Operator Error Rate	0.40%	<0.59%
Road Ranger Dispatching Average	00:00:45	<0:02:00
Event Confirmation Average	00:00:19	<0:02:00
Time to Post DMS Average	00:02:10	<0:05:00
Agency Notification Average	00:02:29	<0:07:00

ITS Systems Availability (FDOT Non-Operational)

Subsystem	April 2016	Target
TMC Systems (critical)	99.97%	>99.90%
Video Wall	99.65%	N/A
SunGuide SM Software	99.80%	N/A
CCTV	93.06%	N/A
DMS	98.14%	N/A
Detectors	87.87%	N/A
TMC Systems (non-critical)	98.25%	N/A



Note: Time Durations include FDOT D6 Managed Events Only and excludes roadwork and special events. Road Ranger Response excludes Road Ranger detected events.

ISO: 60178093