

# ITS Operations Summary Report – April 2015

## Milestones:

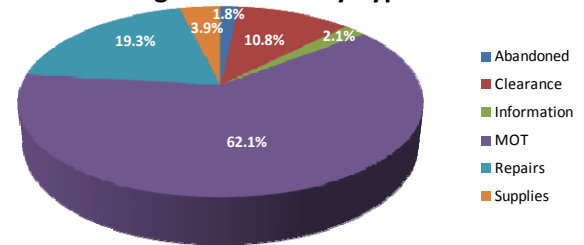
- Supported and coordinated 95 Express interview with WFTV; Hosted "Take your son or daughter to Work Day" event at the TMC.
- Coordinated with Project Managers and CEI for various construction closures; Created and approved all pre-event and construction messaging plans: 95 Express Phase 2, I-95 Pavement Rehabilitation Projects, SR 826/SR 836 Interchange Reconstruction, US-1 Keys Construction (Multiple Projects), I-75/SR 826 Express Lanes Project, and Long Key Bridge Construction.
- Supported and coordinated special events: Miami Open Tennis Tournament, Ultra Music Festival, AAA, and Annual 7-Mile Bridge Run (Keys).
- Conducted analysis for Ramp Signaling Release Rate Min/Max Parameters.

## Event Summary:

Statistics	April 2015	FY 13/14 Avg.
Total Number of Events	4,202	3,555
Total Number of Lane Blockage Events	1,713	1,220
Average Lane Blockage Duration*	0:27:12	0:27:58
Total Number of Road Ranger Responses	3,892	3,466
Total Number of Road Ranger Activities	7,113	6,424

\*Includes roadways with Road Ranger coverage and excludes roadwork related events and special events.

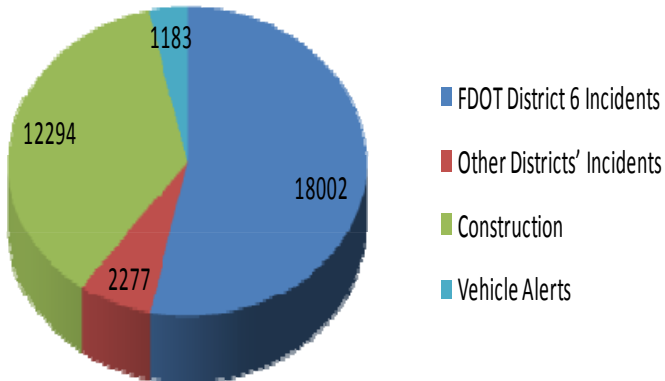
## Road Ranger Activities by Type



**Traveler Information:** There were 57,392 calls from SE Florida to the Statewide 511 system for the month of April 2015.

## DMS Message by Type

(Total DMS Messages = 33,756)



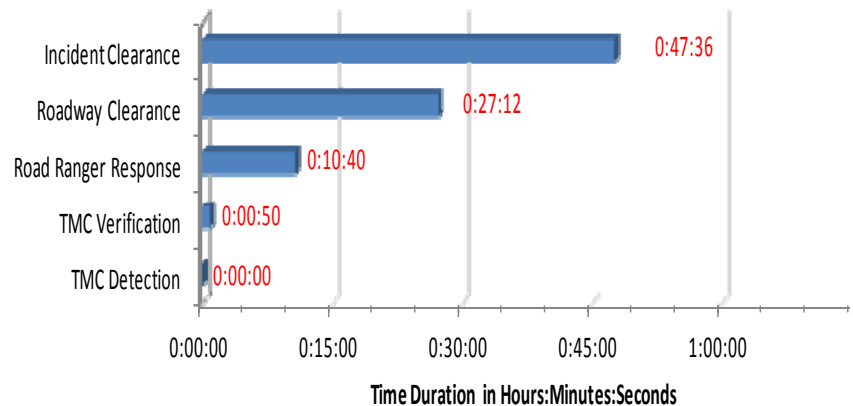
Roadway	# of DMS	# of Activations	# of Messages	Availability
I-95 Mainline	10	2,172	7,288	99.59%
95 Express	4	571	1,790	97.82%
I-95 Arterial	8	1,432	5,225	99.30%
Golden Glades	5	1,493	5,188	98.81%
SR 826	12	1,347	4,621	99.52%
I-75	3	0	0	0.00%
I-195	2	193	745	99.51%
I-195 Arterial	3	319	1,400	99.38%
SR 826 Arterial	10	1,153	3,327	99.65%
I-395	2	492	1,594	95.02%
US 1 Miami-Dade Co	5	275	1,158	98.63%
US 1 S/ of Florida City	11	387	1,420	87.61%
<b>Total</b>	<b>75</b>	<b>9,834</b>	<b>33,756</b>	<b>96.96%</b>

Note: DMS 15, DMS 42, DMS 43, and DMS 44 are undergoing testing for Capital Improvement and is used periodically; messages posted on this device are not computed and system availability is not measured. DMS 2, DMS 3, DMS 6, DMS 109, DMS 110, DMS 111, and DMS 113 along I-95 (EL Phase 2 project) and four additional DMS along the SR 826 (Section 5 project) are operational and are still under warranty; system availability is not measured.

## TMC Operations and Maintenance:

### TMC Operations (Travel Lane Blocking Events Only)

Performance Measure	April 2015	Target
DMS Efficiency	99.71%	>95%
TMC Operator Error Rate	0.34%	<0.59%
Road Ranger Dispatching Average	0:00:42	<0:02:00
Event Confirmation Average	0:00:50	<0:02:00
Time to Post DMS Average	0:02:11	<0:05:00
Agency Notification Average	0:02:36	<0:07:00



### ITS Systems Availability (FDOT Non-Operational)

Subsystem	April 2015	Target
TMC Systems (critical)	99.99%	>99.90%
Video Wall	99.98%	N/A
SunGuide <sup>SM</sup> Software	99.84%	N/A
CCTV	90.86%	N/A
DMS	96.96%	N/A
Detectors	83.24%	N/A
TMC Systems (non-critical)	98.46%	N/A

Note: Time Durations include FDOT D6 Managed Events Only and excludes roadwork and special events. Road Ranger Response excludes Road Ranger detected events.

ISO: 60178093