

FDOT DISTRICT SIX INTELLIGENT TRANSPORTATION SYSTEM ITS Operations Summary Report – November 2013



Milestones:

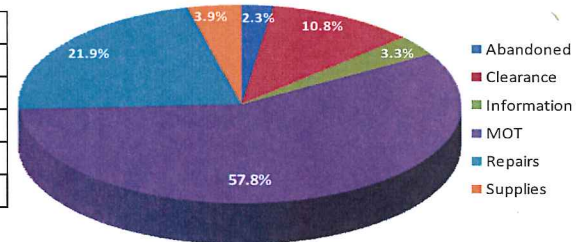
- Coordinated meeting, developed presentation schedule, and drafted supporting materials for FDOT District Seven Visit for 95 Express (December 3 – 4).
- Continued coordination efforts with FHP and other agencies regarding Copper Theft and finalized arterial RISC Pilot Program Assessment Tech Memo.
- Coordinated with FDOT Landscaping team and Asset Maintenance contractors to trim vegetation impeding ramp signal views.
- Coordinated and supported lane closures with Project Managers and CEIs for various construction contracts: POMT, EL Phase 2, I-95 Pavement Rehabilitation, MDX Sign Replacement, SR 826 Bridge Painting, SR 826 / SR 836 (Section 5), SR 826 at NW 25 Street, and I-395 at Biscayne BLVD.
- Completed validation of 22 new / updated SunGuide 5.1.1 reports and provided review of Port of Miami Tunnel (POMT) Emergency Response Plan.

Event Summary:

Statistics	November 2013	FY 12/13 Avg.
Total Number of Events	3,374	3,261
Total Number of Lane Blockage Events	1,120	1,106
Average Lane Blockage Duration*	0:29:42	0:29:12
Total Number of Road Ranger Responses	3,415	3,213
Total Number of Road Ranger Activities	6,256	5,889

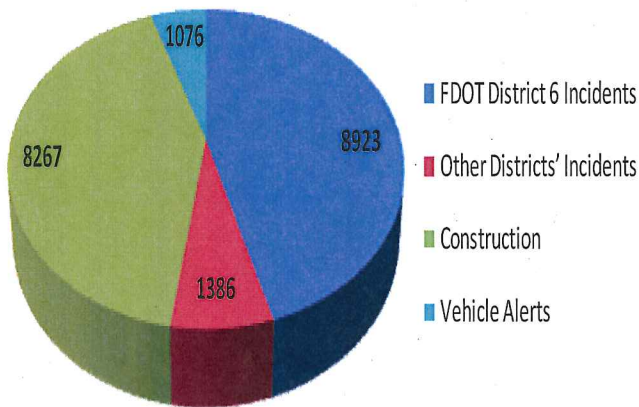
*Includes roadways with Road Ranger coverage and excludes roadwork related events and special events.

Road Ranger Activities by Type



Traveler Information: There were 60,954 calls from SE Florida to the Statewide 511 system for the month of November 2013.

DMS Message by Type (Total DMS Messages = 19,652)



Roadway	# of DMS	# of Activations	# of Messages	Availability
I-95 Mainline	10	973	3,116	99.75%
95 Express	4	391	1,052	99.53%
I-95 Arterial	8	948	3,153	99.29%
Golden Glades	5	935	3,283	97.37%
SR 826	12	1,020	3,393	99.03%
I-75	3	188	616	100.00%
I-195	3	15	56	100.00%
I-195 Arterial	3	186	525	99.96%
SR 826 Arterial	8	712	2,286	100.00%
I-395	2	275	1,214	99.58%
US 1 Miami-Dade Co	5	156	473	99.75%
US 1 S/ of Florida City	11	122	485	98.28%
Total	74	5,921	19,652	99.21%

Note: DMS 74, DMS 76, DMS 77, DMS 103, DMS 105, and DMS 113 are undergoing testing for Capital Improvement and are used periodically. Two additional DMS along the SR 826 Section 5 project are operational and are still under warranty; system availability is not measured for these devices. Two DMS along US-1 in Miami-Dade and Monroe County are operational and are still under warranty; system availability is not measured for these devices.

TMC Operations and Maintenance:

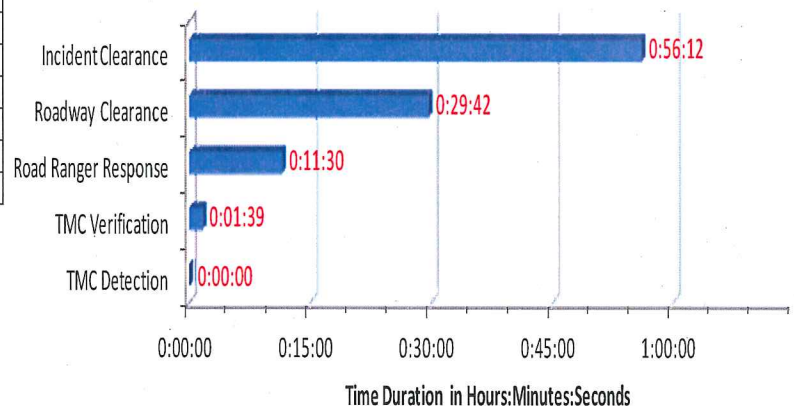
TMC Operations (Travel Lane Blocking Events Only)

Performance Measure	Nov. 2013	Target
DMS Efficiency	99.89%	>95%
TMC Operator Error Rate	0.38%	<0.59%
Road Ranger Dispatching Average	0:00:45	<0:02:00
Event Confirmation Average	0:01:39	<0:02:00
Time to Post DMS Average	0:02:15	<0:05:00
Agency Notification Average	0:01:21	<0:07:00

ITS Systems Availability (FDOT Non-Operational)

Subsystem	Nov. 2013	Target
TMC Systems (critical)	99.99%	>99.90%
Video Wall	97.38%	N/A
SunGuide SM Software	99.70%	N/A
CCTV	96.45%	N/A
DMS	99.21%	N/A
Detectors	91.90%	N/A
TMC Systems (non-critical)	98.79%	N/A

Note: On 11/3/2013, Daylight Saving Time affected some performance metrics and was manually audited.



Note: Time Durations include FDOT D6 Managed Events Only and excludes roadwork and special events. Road Ranger Response excludes Road Ranger detected events.