

FDOT DISTRICT SIX INTELLIGENT TRANSPORTATION SYSTEM ITS Operations Summary Report – June 2013



Milestones:

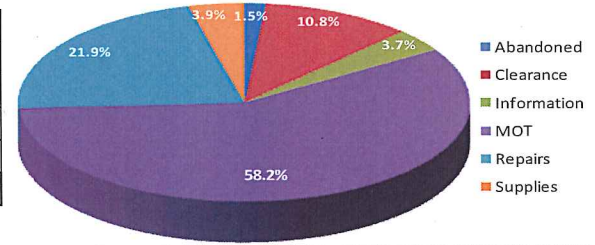
- Transitioned Road Ranger operations to new vendor on Sunday June 30th at 9 PM.
- Coordinated with FHP and other agencies regarding copper theft along I-95 corridor.
- Coordinated with Project Managers and CEI for various roadway construction-related closures: EL Phase 2, I-395 / POMT, SR 826 / SR 836 Section 5, I-95 ramp to FL Turnpike / SR 826 West milling and resurfacing, and I-95 on-ramp resurfacing.
- Finalized 2013 SunGuide TMC Hurricane Response Action Plan (HRAP) Update.
- Presented to California's Regional Metropolitan Planning Organization about 95 Express Public Information.

Event Summary

Statistics	June 2013	FY 11/12 Avg.
Total Number of Events	3,020	3,325
Total Number of Lane Blockage Events	1,021	1,080
Average Lane Blockage Duration*	0:29:06	0:27:33
Total Number of Road Ranger Responses	3,018	3,240
Total Number of Road Ranger Activities	5,611	5,934

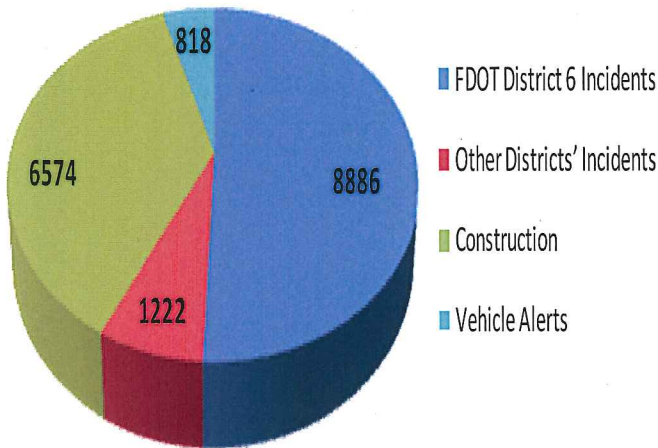
*Includes roadways with Road Ranger coverage and excludes roadwork related events and special events.

Road Ranger Activities by Type



Traveler Information: There were 52,929 calls from SE Florida to the Statewide 511 system for the month of June 2013.

DMS Message by Type (Total DMS Messages = 17,500)



Roadway	# of DMS	# of Activations	# of Messages	Availability
I-95 Mainline	10	857	2,452	100.00%
95 Express	4	349	1,124	99.58%
I-95 Arterial	8	933	3,379	97.91%
Golden Glades	5	743	2,632	99.99%
SR 826	12	905	2,715	99.94%
I-75	3	201	701	100.00%
I-195	3	234	624	100.00%
I-195 Arterial	3	150	390	100.00%
SR 826 Arterial	8	664	1,540	100.00%
I-395	2	307	928	99.47%
US 1 Miami-Dade Co	5	183	640	99.77%
US 1 S/ of Florida City	11	148	375	96.18%
Total	74	5,674	17,500	99.04%

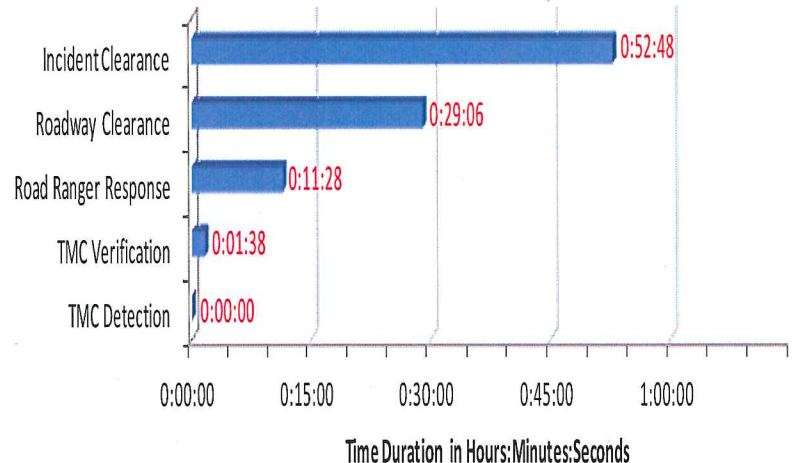
Note: DMS 23, DMS 74, DMS 76, DMS 77, DMS 103, and DMS 105 are undergoing testing for Capital Improvement and are used periodically.

Two additional DMS along the SR 826 Section 5 project became operational and are still under warranty. System availability is not measured for these devices.

TMC Operations and Maintenance:

TMC Operations (Travel Lane Blocking Events Only)

Performance Measure	June 2013	Target
DMS Efficiency	99.77%	>95%
TMC Operator Error Rate	0.41%	<0.59%
Road Ranger Dispatching Average	0:00:43	<0:02:00
Event Confirmation Average	0:01:38	<0:02:00
Time to Post DMS Average	0:02:16	<0:05:00
Agency Notification Average	0:01:46	<0:07:00



Note: Time Durations include FDOT D6 Managed Events Only and excludes roadwork and special events. Road Ranger Response excludes Road Ranger detected events.

ITS Systems Availability (FDOT Non-Operational)

Subsystem	June 2013	Target
TMC Systems (critical)	99.99%	>99.90%
Video Wall	97.43%	N/A
SunGuide SM Software	99.58%	N/A
CCTV	95.96%	N/A
DMS	99.04%	N/A
Detectors	89.84%	N/A
TMC Systems (non-critical)	98.65%	N/A

ISO: 60178093