



FDOT DISTRICT SIX INTELLIGENT TRANSPORTATION SYSTEM ITS Operations Summary Report – May 2012



Milestones:

- Coordinated with CEI and created pre-construction messaging plans for the following projects: SR 826 / SR 836, I-195, I-75, 95 Express Phase 2, and POMT.
- Supported Miami Beach Special Event coordination and supported US-1 Monroe County holiday traffic (Memorial Day Weekend).
- Updated and finalized 2012 District Six TIM procedural plan and integrated several ITS devices from SR 826 / SR 836 project into SunGuide software.
- Hosted "Take your Son or Daughter to Work day" event and participated in CBS "Focus on South Florida" current affairs news show.
- Participated and presented at the Intelligent Transportation Society of America Annual meeting and submitted ITS Program material to Miami-Dade TV.

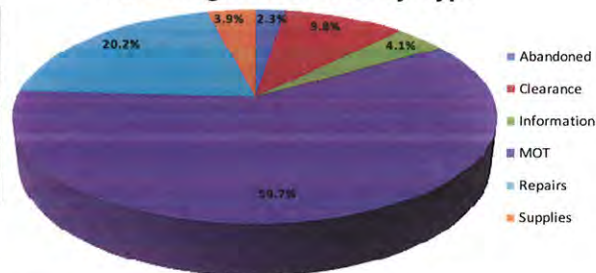
Event Summary

Statistics	May 2012	FY 10/11 Avg.
Total Number of Events	3,304	3,114
Total Number of Lane Blockage Events	976	837
Average Lane Blockage Duration*	00:37:18**	00:27:42
Total Number of Road Ranger Responses	3,235	3,256
Total Number of Road Ranger Activities	5,925	5,802

*Includes roadways with Road Ranger coverage and excludes roadwork related events and special events.

**Miami Beach Police implemented multiple closures for special events held during Memorial Day Weekend.

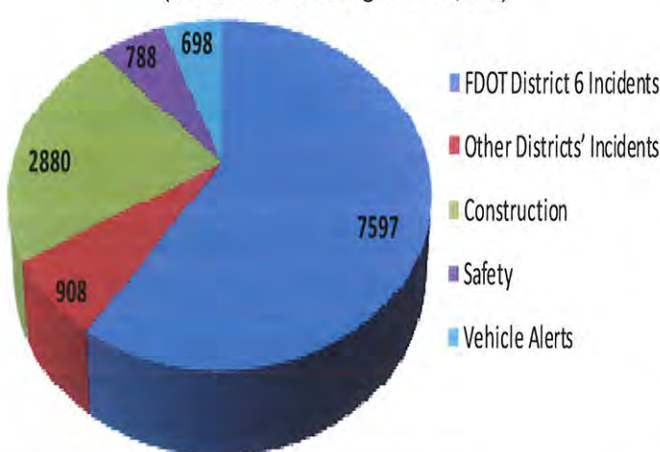
Road Ranger Activities by Type



Traveler Information:

There were 62,095 calls from Southeast Florida area codes to the Statewide 511 system for the month of May 2012.

DMS Message by Type (Total DMS Messages = 12,871)



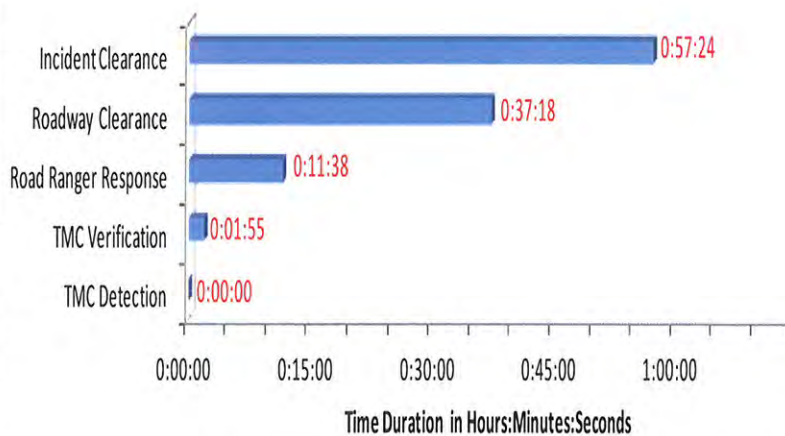
Roadway	# of DMS	# of Activations	# of Messages	Availability
I-95 Mainline	10	815	1,834	78.07%
95 Express	4	284	598	99.54%
I-95 Arterial	8	900	2,060	99.52%
Golden Glades	5	683	1,424	100.00%
SR 826	12	856	1,893	100.00%
I-75	3	219	564	100.00%
I-195	3	387	997	98.80%
I-195 Arterial	3	226	670	94.59%
SR 826 Arterial	8	591	1,047	N/A**
I-395	2	302	713	100.00%
US 1 Miami-Dade Co	5	192	525	100.00%
US 1 S/ of Florida City	11	162	546	95.40%
Total	74	5,617	12,871	95.23%

Note: DMS 17 and DMS 61 are undergoing testing for Capital Improvement and are used periodically. Eleven additional DMS along the SR 826 Section 2 and Section 5 projects became operational and are still under warranty. System availability is not measured for these devices.

TMC Operations and Maintenance:

TMC Operations (Travel Lane Blocking Events Only)

Performance Measure	May 2012	Target
DMS Efficiency	99.88%	>95%
TMC Operator Error Rate	0.26%	<0.59%
Road Ranger Dispatching Average	00:00:45	<00:02:00
Event Confirmation Average	00:01:55	<00:02:00
Time to Post DMS Average	00:02:40	<00:05:00
Agency Notification Average	00:01:20	<00:07:00



ITS Systems Availability (FDOT Non-Operational)

Subsystem	May 2012	Target
TMC Systems (critical)	99.99%	>99.90%
Video Wall	100%	N/A
SunGuide SM Software	99.52%	N/A
CCTV	98.13%	N/A
DMS	95.23%	N/A
Detectors	93.03%	N/A
TMC Systems (non-critical)	98.38%	N/A

Note: Time Durations include FDOT D6 Managed Events Only and excludes roadwork and special events. Road Ranger Response excludes Road Ranger detected events.