



Milestones:

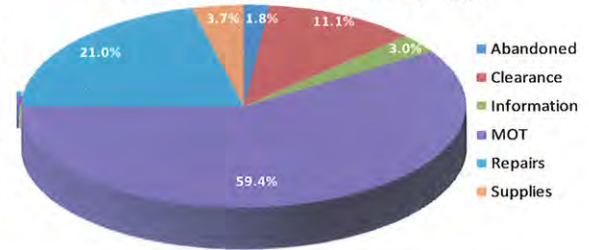
- Supported Toy Run special event through FLATIS floodgates and DMS messages.
- Coordinated with CEI for various ongoing construction projects on 95 Express, I-75, SR-826/SR-836, and I-195, to support with DMS messages.
- Supported Homestead NASCAR Race through DMS messages.
- Attended Orange Bowl and BCS Championship game coordination meetings and developed operational and staffing plans.
- Hosted ITS Program Tour for Miami Chamber of Commerce's Leadership Committee.
- Conducted interview with Sun-Sentinel and 610 WIOD regarding 95 Express pole maintenance.

Event Summary

Statistics	December 2012	FY 11/12 Avg.
Total Number of Events	2,972	3,325
Total Number of Lane Blockage Events	971	1,080
Average Lane Blockage Duration*	0:31:24	00:27:33
Total Number of Road Ranger Responses	2,926	3,240
Total Number of Road Ranger Activities	5,447	5,934

*Includes roadways with Road Ranger coverage and excludes roadwork related events and special events.

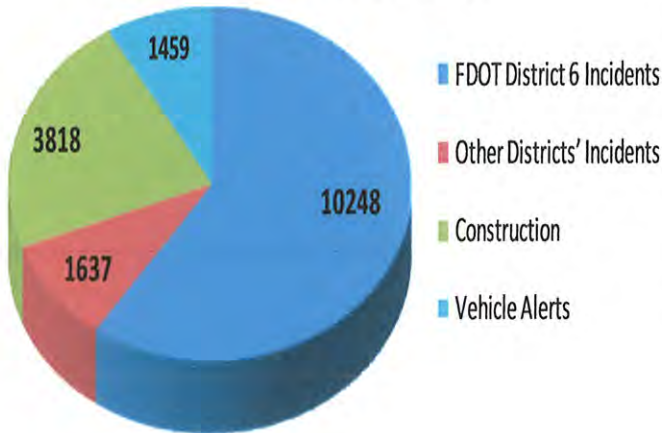
Road Ranger Activities by Type



Traveler Information:

There were 63,374 calls from Southeast Florida to the Statewide 511 system for the month of December 2012.

DMS Message by Type
(Total DMS Messages = 17,162)



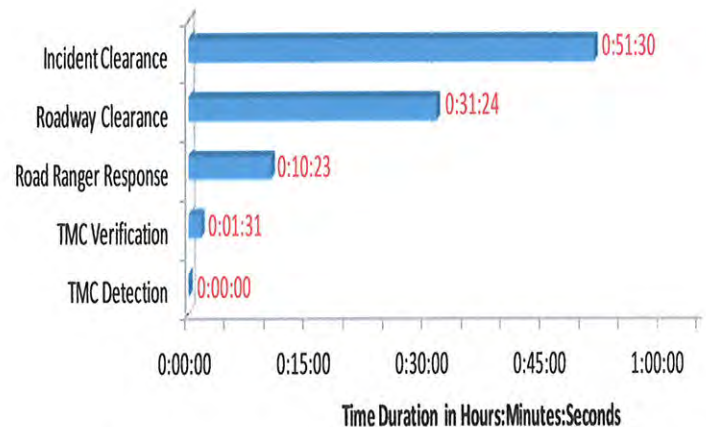
Roadway	# of DMS	# of Activations	# of Messages	Availability
I-95 Mainline	10	713	2,246	69.80%
95 Express	4	350	1,075	99.38%
I-95 Arterial	8	902	3,026	96.82%
Golden Glades	5	798	2,470	99.01%
SR 826	12	965	2,636	99.98%
I-75	3	228	658	100.00%
I-195	3	161	398	N/A**
I-195 Arterial	3	164	684	95.84%
SR 826 Arterial	8	672	1,755	98.73%
I-395	2	280	934	98.99%
US 1 Miami-Dade Co	5	196	756	99.82%
US 1 S/ of Florida City	11	158	524	98.21%
Total	74	5,587	17,162	94.35%

Note: DMS 17, DMS 38, DMS 39, DMS 40, DMS 57, DMS 61, and DMS 105 are undergoing testing for Capital Improvement and are used periodically. Two additional DMS along the SR 826 Section 5 project became operational and are still under warranty. System availability is not measured for these devices.

TMC Operations and Maintenance:

TMC Operations (Travel Lane Blocking Events Only)

Performance Measure	Dec. 2012	Target
DMS Efficiency	99.77%	>95%
TMC Operator Error Rate	0.38%	<0.59%
Road Ranger Dispatching Average	00:00:42	<00:02:00
Event Confirmation Average	00:01:31	<00:02:00
Time to Post DMS Average	00:02:46	<00:05:00
Agency Notification Average	00:01:17	<00:07:00



Note: Time Durations include FDOT D6 Managed Events Only and excludes roadwork and special events. Road Ranger Response excludes Road Ranger detected events.

ITS Systems Availability (FDOT Non-Operational)

Subsystem	Dec. 2012	Target
TMC Systems (critical)	99.99%	>99.90%
Video Wall	99.80%	N/A
SunGuide SM Software	100%	N/A
CCTV	98.08%	N/A
DMS	94.35%	N/A
Detectors	94.06%	N/A
TMC Systems (non-critical)	97.79%	N/A