



Milestones:

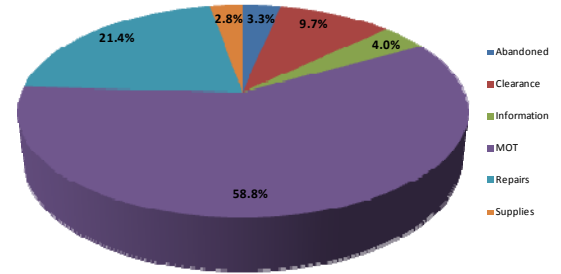
- Drafted and submitted 3 Davis Productivity Awards.
- Developed the new Travel Time MOE Function and coordinated Regional TIM Meeting and RISC Demonstration.
- Commissioned and provided a temporary loaned hub switch to Section 5 Contractor.

Event Summary

Statistics	September 2011	FY 10/11 Avg.
Total Number of Events	3,337	3,114
Total Number of Lane Blockage Events	1,022	837
Average Lane Blockage Duration*	00:27:12	00:27:42
Total Number of Road Ranger Responses	3,325	3,256
Total Number of Road Ranger Activities	6,114	5,802

*Includes roadways with Road Ranger coverage and excludes roadwork related events and special events.

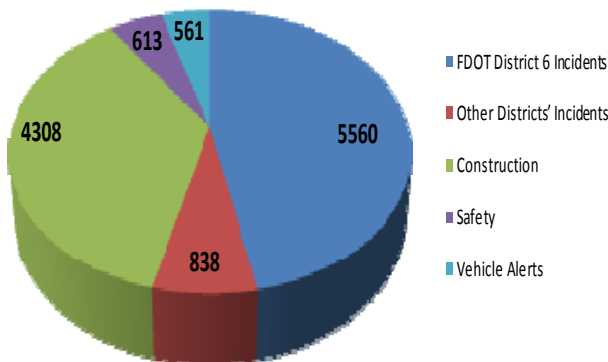
Road Ranger Activities by Type



Traveler Information:

There were 64,571 calls from Southeast Florida area codes to the Statewide 511 system for the month of September 2011.

DMS Message by Type
(Total DMS Messages = 11,880)

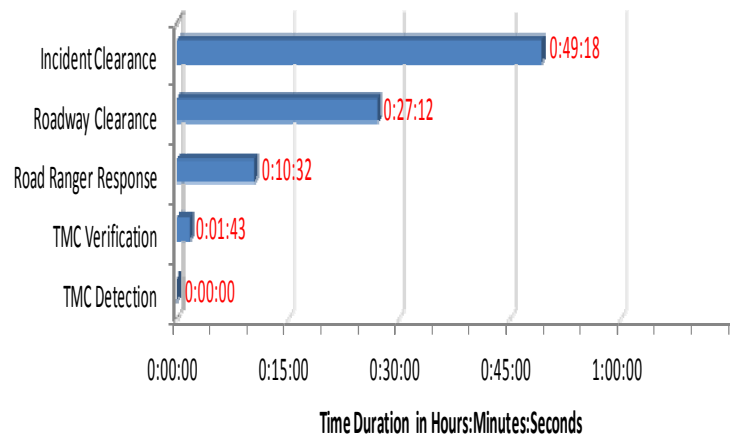


Roadway	# of DMS	# of Activations	# of Messages	Availability
I-95 Mainline	10	1,123	2,912	99.88%
95 Express	4	311	606	99.98%
I-95 Arterial	8	793	2,348	98.75%
Golden Glades	5	591	1,270	100.00%
SR-826	9	697	1,258	99.96%
I-75	3	207	356	100.00%
I-195	3	354	1,019	99.91%
I-195 Arterial	3	204	412	100.00%
I-395	2	286	497	100.00%
US 1 Miami-Dade Co	5	225	804	99.95%
US 1 S/ of Florida City	11	153	398	88.83%
Total	63	4,944	11,880	97.86%

TMC Operations and Maintenance:

TMC Operations (Travel Lane Blocking Events Only)

Performance Measure	Sept. 2011	Target
DMS Efficiency	99.89%	>95%
TMC Operator Error Rate	0.29%	<0.59%
Road Ranger Dispatching Average	00:00:43	<00:02:00
Event Confirmation Average	00:01:43	<00:02:00
Time to Post DMS Average	00:02:24	<00:05:00
Agency Notification Average	00:01:02	<00:07:00



ITS Systems Availability (FDOT Non-Operational)

Subsystem	Sept. 2011	Target
TMC Systems (critical)	99.95%	>99.90%
Video Wall*	0.00%	N/A
SunGuide SM Software	99.83%	N/A
CCTV	98.57%	N/A
DMS	97.86%	N/A
Detectors	96.53%	N/A
TMC Systems (non-critical)	99.04%	N/A

*Video Wall was down throughout the month due to emergency maintenance.

Note: Time Durations include FDOT D6 Managed Events Only and excludes roadwork and special events. Road Ranger Response excludes Road Ranger detected events.