



Milestones:

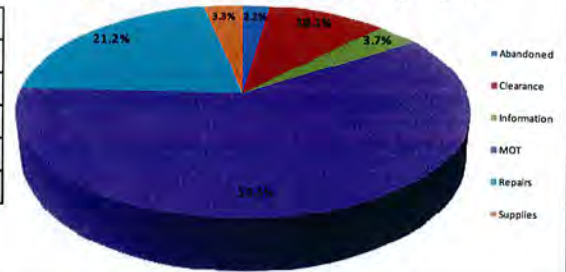
- Supported Florida Gas Transmission Pipeline Test with 511 Floodgate messaging.
- Attended and Coordinated with Sun Life Stadium Staff regarding Dolphins / UM Football Games.
- Presented at ITS World Congress and coordinated four tours: ITS World Congress, ITS Japan / Denso Group, Kimley Horn / ITS India, and FIU / ITE Group.
- Won the ITS America Award for the 95 Express marketing and Outreach Campaign and the ITS Florida Award for ITS Public Information.
- Participated in FDOT's Work Program meeting and Palmetto Expressway PD&E Public kick-off meeting, and assisted FDOT's Distracted Driving campaign.
- Completed research and establishment of methodology to estimated queue length and delay on the ramp with ramp signaling.

Event Summary

Statistics	October 2011	FY 10/11 Avg.
Total Number of Events	3,220	3,114
Total Number of Lane Blockage Events	999	837
Average Lane Blockage Duration*	00:29:06	00:27:42
Total Number of Road Ranger Responses	3,235	3,256
Total Number of Road Ranger Activities	5,924	5,802

*Includes roadways with Road Ranger coverage and excludes roadwork related events and special events.

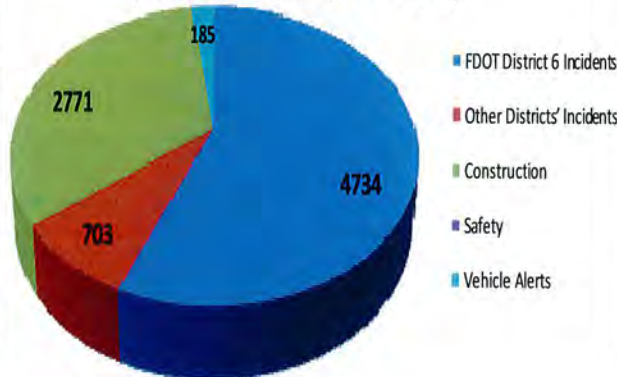
Road Ranger Activities by Type



Traveler Information:

There were 67,714 calls from Southeast Florida area codes to the Statewide 511 system for the month of October 2011.

DMS Message by Type
(Total DMS Messages = 8,393)

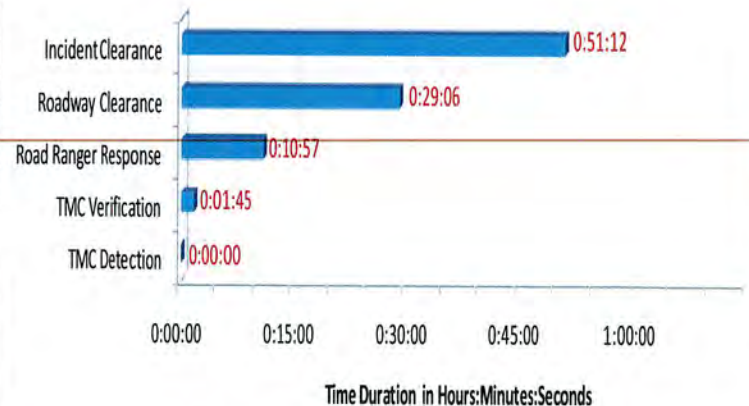


Roadway	# of DMS	# of Activations	# of Messages	Availability
I-95 Mainline	10	1,018	2,095	99.32%
95 Express	4	259	453	99.73%
I-95 Arterial	8	732	1,686	99.42%
Golden Glades	5	622	961	99.94%
SR-826	9	576	874	99.95%
I-75	3	140	203	100.00%
I-195	3	269	756	90.59%
I-195 Arterial	3	141	331	100.00%
I-395	2	155	300	65.13%
US 1 Miami-Dade Co	5	223	575	98.30%
US 1 S/ of Florida City	11	112	159	87.38%
Total	63	4,247	8,393	95.90%

TMC Operations and Maintenance:

TMC Operations (Travel Lane Blocking Events Only)

Performance Measure	Oct. 2011	Target
DMS Efficiency	99.88%	>95%
TMC Operator Error Rate	0.27%	<0.59%
Road Ranger Dispatching Average	00:00:53	<00:02:00
Event Confirmation Average	00:01:45	<00:02:00
Time to Post DMS Average	00:02:34	<00:05:00
Agency Notification Average	00:01:06	<00:07:00



ITS Systems Availability (FDOT Non-Operational)

Subsystem	Oct. 2011	Target
TMC Systems (critical)	99.98%	>99.90%
Video Wall	99.23%	N/A
SunGuide SM Software*	99.23%	N/A
CCTV	98.12%	N/A
DMS	95.90%	N/A
Detectors	92.16%	N/A
TMC Systems (non-critical)	98.97%	N/A

Note: Time Durations include FDOT D6 Managed Events Only and excludes roadwork and special events. Road Ranger Response excludes Road Ranger detected events.