



Milestones:

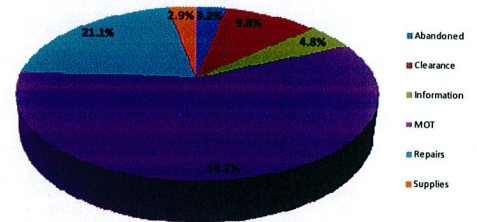
- Updated the District Six SunGuide Transportation Management Center Hurricane Response Action Plan.
- Completed Ramp Signaling site field data collection for annual performance analysis.
- Delivered Concept of Operation presentation for Express Lanes Phase 2 project.
- Supported statewide safety campaign via dynamic message signs.

Event Summary

Statistics	May 2011	FY 09/10 Avg.
Total Number of Events	3,270	2,960
Total Number of Lane Blockage Events	880	573
Average Lane Blockage Duration*	00:27:06	00:30:44
Total Number of Road Ranger Responses	3,170	3,409
Total Number of Road Ranger Activities	5,892	5,831

*Includes roadways with Road Ranger coverage and excludes roadwork related events and special events.

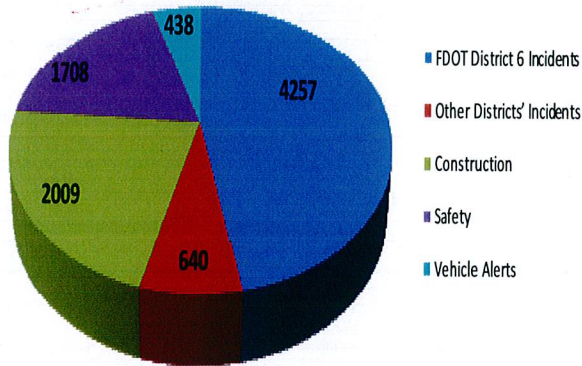
Road Ranger Activities by Type



Traveler Information:

There were 64,451 calls from Southeast Florida area codes to the Statewide 511 system for the month of May 2011.

DMS Message by Type
(Total DMS Messages = 9,052)

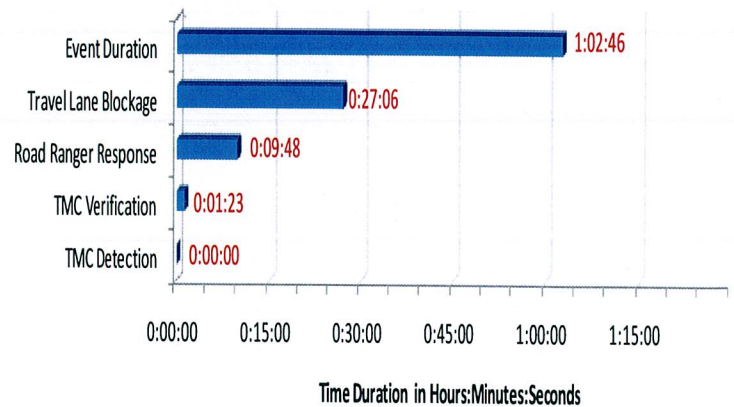


Roadway	# of DMS	# of Activations	# of Messages	Availability
I-95 Mainline	10	947	2,036	99.85%
95 Express	4	256	558	99.91%
I-95 Arterial	8	666	1,341	92.82%
Golden Glades	5	549	1,121	100.00%
SR-826	9	687	1,324	100.00%
I-75	3	152	318	85.46%
I-195	3	263	562	93.04%
I-195 Arterial	3	120	386	99.86%
I-395	2	221	443	99.99%
US 1 Miami-Dade Co	5	195	444	100.00%
US 1 S/ of Florida City	11	144	519	99.62%
Total	63	4,200	9,052	97.96%

TMC Operations and Maintenance:

TMC Operations (Travel Lane Blocking Events Only)

Performance Measure	May 2011	Target
DMS Efficiency	99.87%	>95%
TMC Operator Error Rate	0.26%	<0.59%
Road Ranger Dispatching Average	00:00:45	<00:02:00
Event Confirmation Average	00:01:23	<00:02:00
Time to Post DMS Average	00:02:23	<00:05:00
Agency Notification Average	00:01:08	<00:07:00



ITS Systems Availability (FDOT Non-Operational)

Subsystem	May 2011	Target
TMC Systems (critical)	99.99%	>99.90%
Video Wall	96.63%	N/A
SunGuide SM Software	99.63%	N/A
CCTV	98.83%	N/A
DMS	97.96%	N/A
Detectors	97.10%	N/A
TMC Systems (non-critical)	96.03%	N/A

Note: Time Durations include FDOT D6 Managed Events Only and excludes roadwork and special events. Road Ranger Response excludes Road Ranger detected events.