



Milestones:

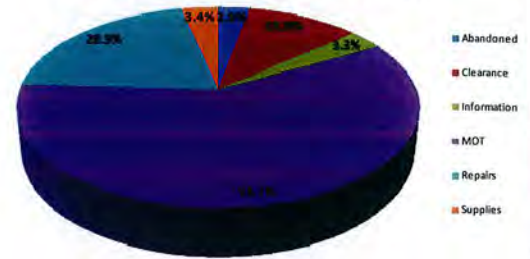
- Hosted Monroe County Traffic Incident Management (TIM) Team Meeting.
- Advertised new Rapid Incident Scene Clearance (RISC) Contract and updated Incident Response Vehicle (IRV) Training procedures.
- Conducted annual update of TMC's Standard Operating Guidelines (SOGs) and developed guidelines to classify "Secondary Crashes".
- Hosted various 95 Express Tours and interviews with FIU Engineering Students and Korean Delegation Representatives.

Event Summary

Statistics	June 2011	FY 09/10 Avg.
Total Number of Events	3,322	2,960
Total Number of Lane Blockage Events	1,025	573
Average Lane Blockage Duration*	00:28:15	00:30:44
Total Number of Road Ranger Responses	3,207	3,409
Total Number of Road Ranger Activities	5,966	5,831

*Includes roadways with Road Ranger coverage and excludes roadwork related events and special events.

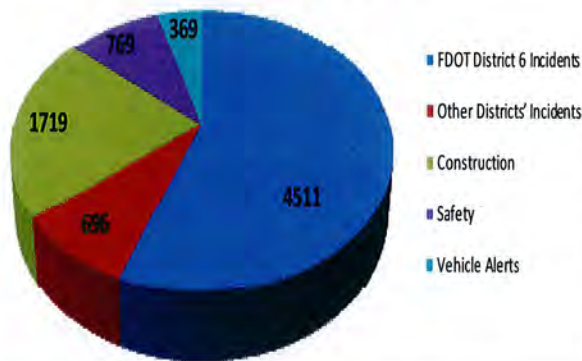
Road Ranger Activities by Type



Traveler Information:

There were 60,600 calls from Southeast Florida area codes to the Statewide 511 system for the month of June 2011.

DMS Message by Type
(Total DMS Messages = 8,064)

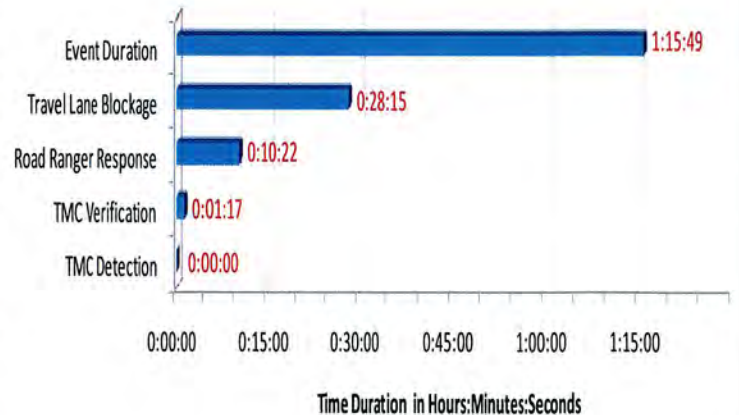


Roadway	# of DMS	# of Activations	# of Messages	Availability
I-95 Mainline	10	920	1,595	99.68%
95 Express	4	236	423	100.00%
I-95 Arterial	8	705	1,317	99.87%
Golden Glades	5	586	1,107	99.78%
SR-826	9	739	1,215	100.00%
I-75	3	180	274	100.00%
I-195	3	263	509	94.26%
I-195 Arterial	3	199	567	100.00%
I-395	2	194	294	99.90%
US 1 Miami-Dade Co	5	198	363	100.00%
US 1 S/ of Florida City	11	156	400	99.31%
Total	63	4,376	8,064	99.52%

TMC Operations and Maintenance:

TMC Operations (Travel Lane Blocking Events Only)

Performance Measure	June 2011	Target
DMS Efficiency	99.66%	>95%
TMC Operator Error Rate	0.35%	<0.59%
Road Ranger Dispatching Average	00:00:47	<00:02:00
Event Confirmation Average	00:01:17	<00:02:00
Time to Post DMS Average	00:02:20	<00:05:00
Agency Notification Average	00:01:04	<00:07:00



Note: Time Durations include FDOT D6 Managed Events Only and excludes roadwork and special events. Road Ranger Response excludes Road Ranger detected events.

ITS Systems Availability (FDOT Non-Operational)

Subsystem	June 2011	Target
TMC Systems (critical)	99.99%	>99.90%
Video Wall	99.52%	N/A
SunGuide SM Software	99.89%	N/A
CCTV	99.05%	N/A
DMS	99.52%	N/A
Detectors	97.97%	N/A
TMC Systems (non-critical)	94.73%	N/A