



**Milestones:**

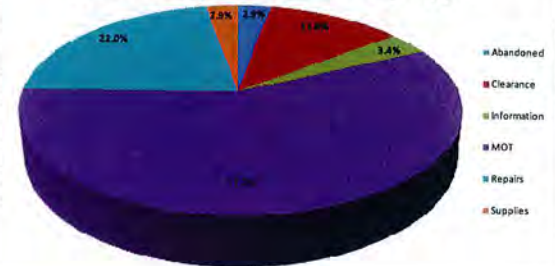
- Presented to the MPO's Citizens Transportation Advisory Committee on behalf of Southeast Florida ITS Partners.
- Held meeting to discuss CCTV video sharing with Miami-Dade Fire Rescue (MDFR).
- Launched mobile site of [www.sunguide.org](http://www.sunguide.org) to internal staff and supported Central Office Safety Message Campaign.
- Surpassed 35,000,000 trips on 95 Express since its opening.

**Event Summary**

Statistics	July 2011	FY 10/11 Avg.
Total Number of Events	3,398	3,114
Total Number of Lane Blockage Events	1,085	837
Average Lane Blockage Duration*	00:25:36	00:27:42
Total Number of Road Ranger Responses	3,348	3,256
Total Number of Road Ranger Activities	6,182	5,802

\*Includes roadways with Road Ranger coverage and excludes roadwork related events and special events.

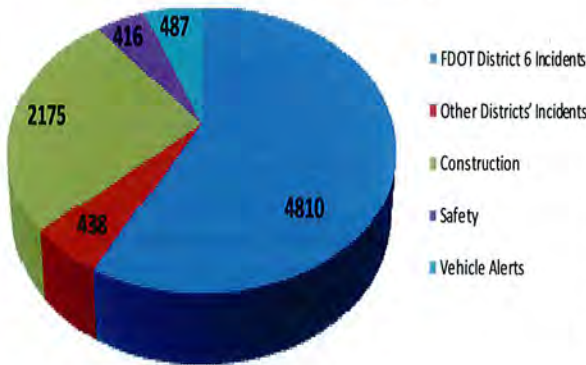
**Road Ranger Activities by Type**



**Traveler Information:**

There were 55,749 calls from Southeast Florida area codes to the Statewide 511 system for the month of July 2011.

**DMS Message by Type**  
(Total DMS Messages = 8,326)

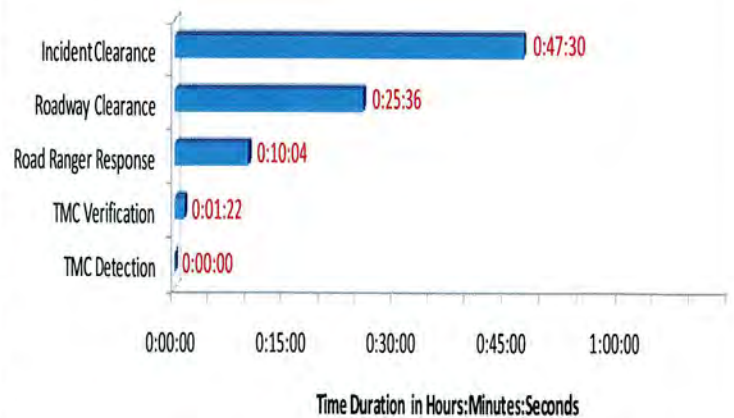


Roadway	# of DMS	# of Activations	# of Messages	Availability
I-95 Mainline	10	1,051	1,880	99.37%
95 Express	4	267	489	99.96%
I-95 Arterial	8	753	1,329	98.94%
Golden Glades	5	673	1,073	97.70%
SR-826	9	703	1,101	100.00%
I-75	3	146	249	100.00%
I-195	3	237	478	85.04%
I-195 Arterial	3	148	316	99.11%
I-395	2	291	475	99.98%
US 1 Miami-Dade Co	5	244	483	100.00%
US 1 S/ of Florida City	11	175	453	96.76%
<b>Total</b>	<b>63</b>	<b>4,688</b>	<b>8,326</b>	<b>98.26%</b>

**TMC Operations and Maintenance:**

**TMC Operations (Travel Lane Blocking Events Only)**

Performance Measure	July 2011	Target
DMS Efficiency	99.78%	>95%
TMC Operator Error Rate	0.32%	<0.59%
Road Ranger Dispatching Average	00:00:44	<00:02:00
Event Confirmation Average	00:01:22	<00:02:00
Time to Post DMS Average	00:02:18	<00:05:00
Agency Notification Average	00:01:02	<00:07:00



**ITS Systems Availability (FDOT Non-Operational)**

Subsystem	July 2011	Target
TMC Systems (critical)	99.99%	>99.90%
Video Wall	99.92%	N/A
SunGuide <sup>SM</sup> Software	99.73%	N/A
CCTV	98.61%	N/A
DMS	98.26%	N/A
Detectors	96.76%	N/A
TMC Systems (non-critical)	95.20%	N/A

Note: Time Durations include FDOT D6 Managed Events Only and excludes roadwork and special events. Road Ranger Response excludes Road Ranger detected events.