



Milestones:

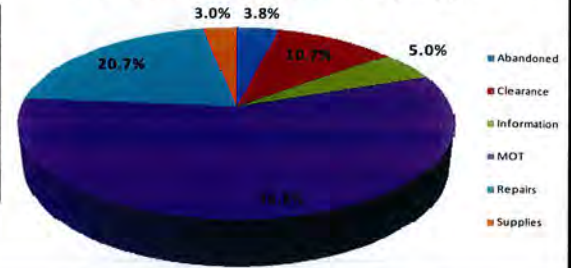
- Coordinated and supported Miami-Dade Police Department funeral procession roadway closures with Florida Highway Patrol (FHP), Miami-Dade Expressway Authority (MDX), Florida's Turnpike Enterprise, and FDOT District Four.
- Began disseminating travel times to Miami International Airport via DMS along I-95 and I-195 in conjunction with MDX.
- Developed SR 112 / I-195 Reconstruction Project Tow Truck and TMC communication protocols.
- Updated firmware on Core switch for the Transportation Management Center (TMC).

Event Summary

Statistics	January 2011	FY 09/10 Avg.
Total Number of Events	2,887	2,960
Total Number of Lane Blockage Events	790	573
Average Lane Blockage Duration*	00:28:09	00:30:44
Total Number of Road Ranger Responses	3,061	3,409
Total Number of Road Ranger Activities	5,517	5,831

*Includes roadways with Road Ranger coverage and excludes roadwork related events and special events

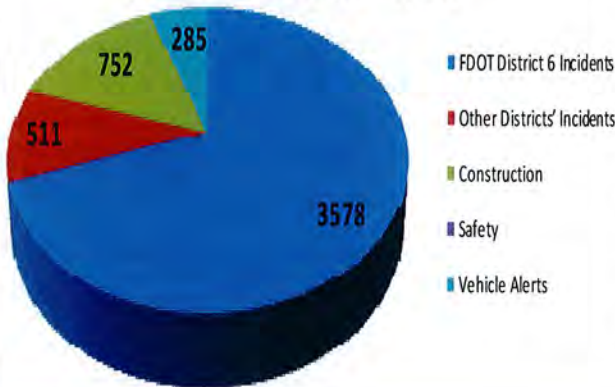
Road Ranger Activities by Type



Traveler Information:

There were 74,372 calls from Southeast Florida area codes to the Statewide 511 system for the month of January 2011.

DMS Message by Type
(Total DMS Messages = 5,126)

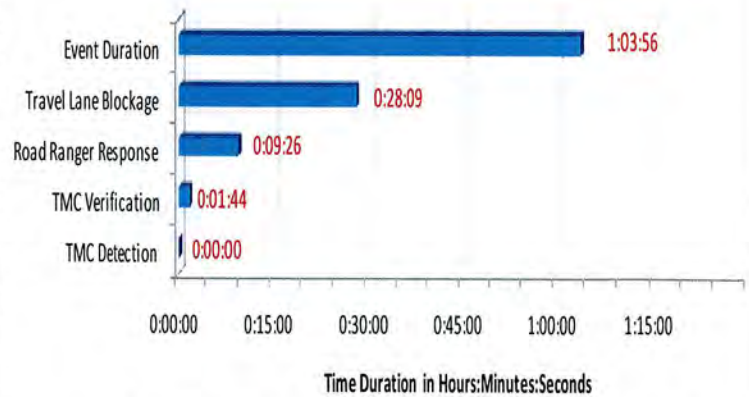


Roadway	# of DMS	# of Activations	# of Messages	Availability
I-95 Mainline	10	699	1,093	98.97%
95 Express	4	138	217	97.58%
I-95 Arterial	8	561	904	98.97%
Golden Glades	5	413	638	99.48%
SR-826	9	624	872	100.00%
I-75	3	204	286	100.00%
I-195	3	187	288	99.51%
I-195 Arterial	3	94	174	94.37%
I-395	2	174	276	100.00%
US 1 Miami-Dade Co	5	122	210	98.42%
US 1 S/ of Florida City	11	130	168	97.84%
Total	63	3,346	5,126	98.72%

TMC Operations and Maintenance:

TMC Operations (Travel Lane Blocking Events Only)

Performance Measure	January	Target
DMS Efficiency	99.85%	>95%
TMC Operator Error Rate	0.32%	<0.59%
Road Ranger Dispatching Average	00:00:49	<00:02:00
Event Confirmation Average	00:01:44	<00:02:00
Time to Post DMS Average	00:02:29	<00:05:00
Agency Notification Average	00:01:16	<00:07:00



Note: Time Durations include FDOT D6 Managed Events Only and excludes roadwork and special events. Road Ranger Response excludes Road Ranger detected events.

ITS Systems Availability (FDOT Non-Operational)

Subsystem	January	Target
TMC Systems (critical)	99.99%	>99.90%
Video Wall	100 %	N/A
SunGuide SM Software*	99.55%	N/A
CCTV*	97.37%	N/A
DMS*	98.72%	N/A
Detectors	97.17%	N/A
TMC Systems (non-critical)	94.96%	N/A

*Does not include scheduled downtime for upgrades, PS, middleware failures, toll rate DMS, and EL CCTVs.