



**Milestones:**

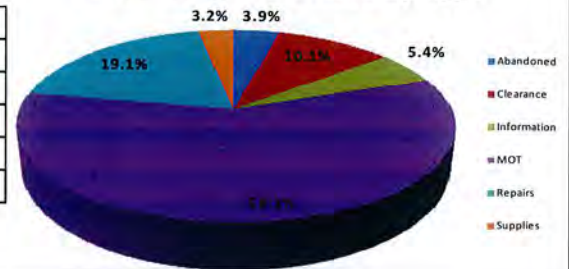
- Coordinated with the CEI and Contractor to finalize communication protocols for the SR 112/I-195 Reconstruction Project Tow Truck.
- Provided Miami-Dade Fire Rescue with camera screenshots of the POMT Project to assist with training of First Responders.
- Completed Migration to Fuzzy Metering Operations for southbound ramp signals.
- Presented at Florida International University's Annual Engineering Exposition and hosted FDOT's Academy of Engineering Tour.
- Coordinated e-mail alert enhancements for [www.sunguide.org](http://www.sunguide.org) and sent e-mail blast.

**Event Summary**

Statistics	February 2011	FY 09/10 Avg.
Total Number of Events	2,905	2,960
Total Number of Lane Blockage Events	849	573
Average Lane Blockage Duration*	00:25:21	00:30:44
Total Number of Road Ranger Responses	2,969	3,409
Total Number of Road Ranger Activities	5,301	5,831

\*Includes roadways with Road Ranger coverage and excludes roadwork related events and special events

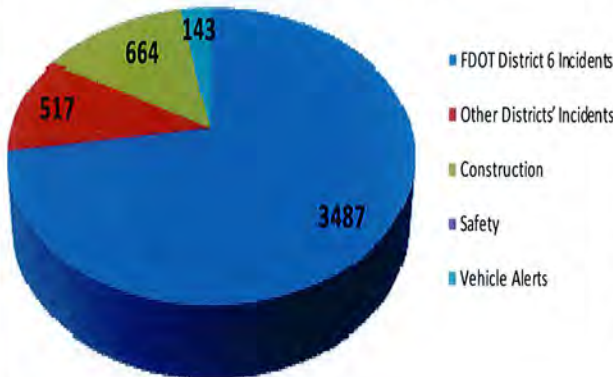
**Road Ranger Activities by Type**



**Traveler Information:**

There were 77,189 calls from Southeast Florida area codes to the Statewide 511 system for the month of February 2011.

**DMS Message by Type**  
(Total DMS Messages = 4,811)

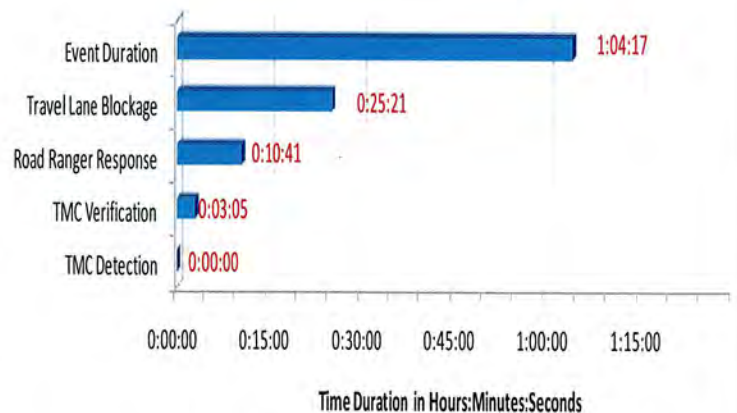


Roadway	# of DMS	# of Activations	# of Messages	Availability
I-95 Mainline	10	767	1,091	98.97%
95 Express	4	145	202	97.58%
I-95 Arterial	8	608	945	98.97%
Golden Glades	5	387	580	99.48%
SR-826	9	541	718	100.00%
I-75	3	142	196	100.00%
I-195	3	196	281	99.51%
I-195 Arterial	3	73	127	94.37%
I-395	2	192	249	100.00%
US 1 Miami-Dade Co	5	142	191	98.42%
US 1 S/ of Florida City	11	144	231	97.84%
<b>Total</b>	<b>63</b>	<b>3,337</b>	<b>4,811</b>	<b>98.72%</b>

**TMC Operations and Maintenance:**

**TMC Operations (Travel Lane Blocking Events Only)**

Performance Measure	February	Target
DMS Efficiency	99.86%	>95%
TMC Operator Error Rate	0.35%	<0.59%
Road Ranger Dispatching Average	00:00:45	<00:02:00
Event Confirmation Average	00:01:57	<00:02:00
Time to Post DMS Average	00:02:43	<00:05:00
Agency Notification Average	00:01:15	<00:07:00



**ITS Systems Availability (FDOT Non-Operational)**

Subsystem	February	Target
TMC Systems (critical)	99.99%	>99.90%
Video Wall	100 %	N/A
SunGuide <sup>SM</sup> Software*	99.90%	N/A
CCTV*	98.80%	N/A
DMS*	98.72%	N/A
Detectors	97.95%	N/A
TMC Systems (non-critical)	95.96%	N/A

\*Does not include scheduled downtime for upgrades, PS, middleware failures, toll rate DMS, and EL CCTVs.

Note: Time Durations include FDOT D6 Managed Events Only and excludes roadwork and special events. Road Ranger Response excludes Road Ranger detected events.