



Milestones:

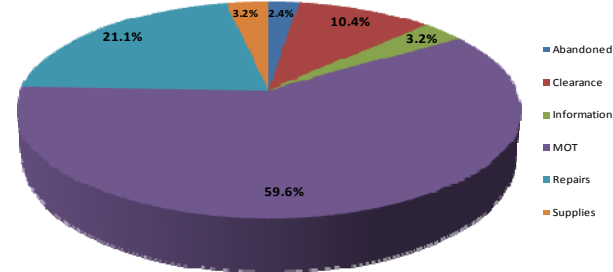
- Supported Monroe County with heavy holiday traffic in the Keys and hosted 511/ holiday travel media event.
- Coordinated and supported special events such as the Toy Run and Orange Bowl Game.
- Implemented new RISC contract (expansion to selected arterials in Miami-Dade), and performed outreach/training to MDFR, FHP, and TMC Operations Staff.
- Completed observation of ramp queue capacity for the 22 sites and drafted technical memorandum on establishing threshold values for signal operations.
- Drafted and submitted various ITS information and materials through social media networks, such as Twitter, Facebook and YouTube.

Event Summary

Statistics	December 2011	FY 10/11 Avg.
Total Number of Events	3,010	3,114
Total Number of Lane Blockage Events	1,041	837
Average Lane Blockage Duration*	00:24:42	00:27:42
Total Number of Road Ranger Responses	3,030	3,256
Total Number of Road Ranger Activities	5,573	5,802

*Includes roadways with Road Ranger coverage and excludes roadwork related events and special events.

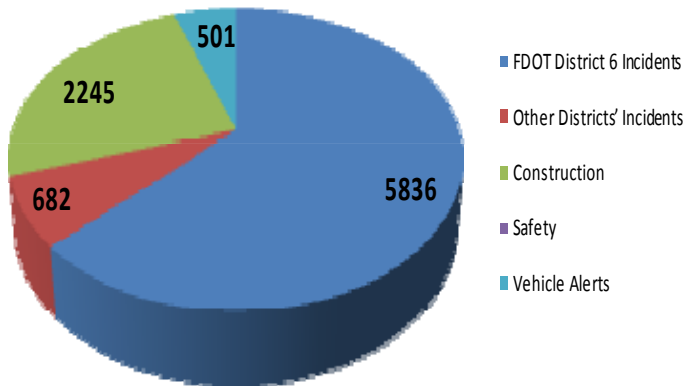
Road Ranger Activities by Type



Traveler Information:

There were 59,064 calls from Southeast Florida area codes to the Statewide 511 system for the month of December 2011.

DMS Message by Type
(Total DMS Messages = 9,264)

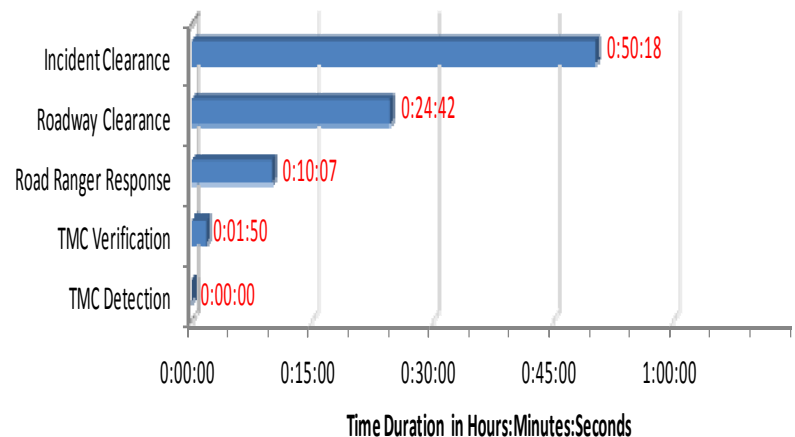


Roadway	# of DMS	# of Activations	# of Messages	Availability
I-95 Mainline	10	1,036	1,763	98.13%
95 Express	4	282	430	99.97%
I-95 Arterial	8	810	1,573	99.49%
Golden Glades	5	671	1,172	99.38%
SR-826	9	800	1,479	99.93%
I-75	3	220	403	99.74%
I-195	3	303	742	99.91%
I-195 Arterial	3	203	489	98.47%
I-395	2	245	391	100.00%
US 1 Miami-Dade Co	5	277	532	100.00%
US 1 S/ of Florida City	11	143	290	97.60%
Total	63	4,990	9,264	99.07%

TMC Operations and Maintenance:

TMC Operations (Travel Lane Blocking Events Only)

Performance Measure	Dec. 2011	Target
DMS Efficiency	100%	>95%
TMC Operator Error Rate	0.28%	<0.59%
Road Ranger Dispatching Average	00:00:43	<00:02:00
Event Confirmation Average	00:01:50	<00:02:00
Time to Post DMS Average	00:02:45	<00:05:00
Agency Notification Average	00:01:13	<00:07:00



ITS Systems Availability (FDOT Non-Operational)

Subsystem	Dec. 2011	Target
TMC Systems (critical)	99.99%	>99.90%
Video Wall	100%	N/A
SunGuide SM Software	98.66%	N/A
CCTV	99.07%	N/A
DMS	99.07%	N/A
Detectors	94.82%	N/A
TMC Systems (non-critical)	99.68%	N/A

Note: Time Durations include FDOT D6 Managed Events Only and excludes roadwork and special events. Road Ranger Response excludes Road Ranger detected events.