



Milestones:

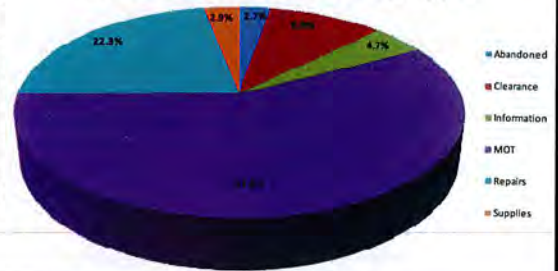
- Deployed the Operator Task Manager (OTM) application and completed 2011 Miami-Dade TIM's FHWA Self-Assessment.
- Supported a special soccer event held at Sun Life Stadium and coordinated upcoming Miami Dolphins football games.
- Served as the on-camera spokesperson regarding 95 Express (for WSVN 7) and the 511 system (for WPLG 10).
- Created 95 Express factsheet for D6 Director and State Secretary and coordinated a 95 Express Discussion on radio (610 WIOD).
- Coordinated final release of 95 Express Survey for Center for Urban Transportation Research in University of Florida.

Event Summary

Statistics	August 2011	FY 10/11 Avg.
Total Number of Events	3,595	3,114
Total Number of Lane Blockage Events	1,119	837
Average Lane Blockage Duration*	00:25:42	00:27:42
Total Number of Road Ranger Responses	3,523	3,256
Total Number of Road Ranger Activities	6,448	5,802

*Includes roadways with Road Ranger coverage and excludes roadwork related events and special events.

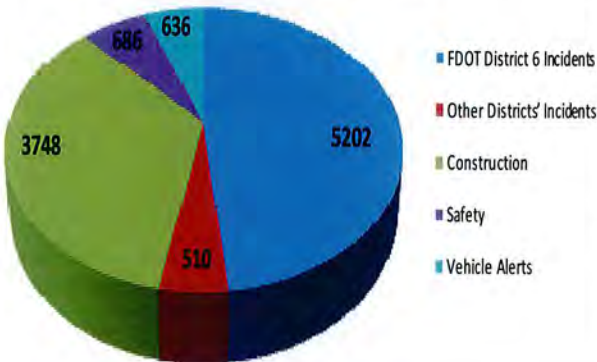
Road Ranger Activities by Type



Traveler Information:

There were 59,455 calls from Southeast Florida area codes to the Statewide 511 system for the month of August 2011.

DMS Message by Type
(Total DMS Messages = 10,782)

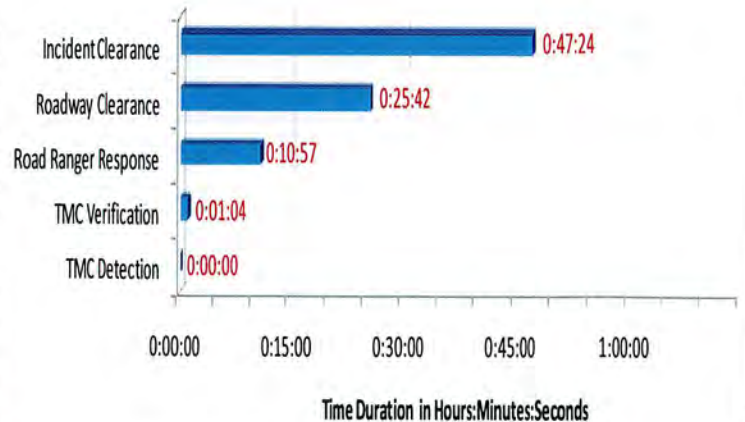


Roadway	# of DMS	# of Activations	# of Messages	Availability
I-95 Mainline	10	1,200	2,645	99.22%
95 Express	4	315	548	100.00%
I-95 Arterial	8	823	1,901	95.34%
Golden Glades	5	636	1,071	99.91%
SR-826	9	790	1,354	100.00%
I-75	3	197	364	100.00%
I-195	3	321	836	87.65%
I-195 Arterial	3	134	289	99.32%
I-395	2	291	560	98.19%
US 1 Miami-Dade Co	5	230	696	100.00%
US 1 S/ of Florida City	11	171	518	89.67%
Total	63	5,108	10,782	96.80%

TMC Operations and Maintenance:

TMC Operations (Travel Lane Blocking Events Only)

Performance Measure	Aug. 2011	Target
DMS Efficiency	99.70%	>95%
TMC Operator Error Rate	0.24%	<0.59%
Road Ranger Dispatching Average	00:00:41	<00:02:00
Event Confirmation Average	00:01:04	<00:02:00
Time to Post DMS Average	00:02:09	<00:05:00
Agency Notification Average	00:01:00	<00:07:00



Note: Time Durations include FDOT D6 Managed Events Only and excludes roadwork and special events. Road Ranger Response excludes Road Ranger detected events.

ITS Systems Availability (FDOT Non-Operational)

Subsystem	Aug. 2011	Target
TMC Systems (critical)	99.98%	>99.90%
Video Wall	100%	N/A
SunGuide SM Software	99.57%	N/A
CCTV	97.74%	N/A
DMS	96.80%	N/A
Detectors	94.74%	N/A
TMC Systems (non-critical)	92.90%	N/A