



Milestones:

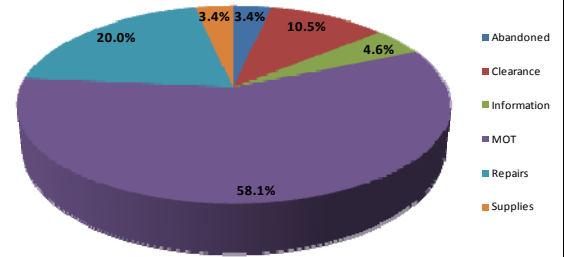
- Coordinated FIU CORSIM modeling for 95 Express Phase 2 study and presented benefits at Statewide Community Traffic Safety Team Conference.
- Collected and compiled data for the Ramp Signaling Annual Measures of Effectiveness (MOE) study and updated training documents.
- Configured roadways in SunGuide Software for the Arterial Rapid Incident Scene Clearance (RISC) Pilot program.
- Replaced outdated network switch at SR 826/I-75 communication hub and published the redesigned Traffic Incident Management (TIM) Newsletter.
- Implemented new Road Ranger Automatic Vehicle Location (AVL) solution and developed Road Ranger annual review plan.

Event Summary

Statistics	April 2011	FY 09/10 Avg.
Total Number of Events	3,267	2,960
Total Number of Lane Blockage Events	1,015	573
Average Lane Blockage Duration*	00:23:07	00:30:44
Total Number of Road Ranger Responses	3,280	3,409
Total Number of Road Ranger Activities	5,948	5,831

*Includes roadways with Road Ranger coverage and excludes roadwork related events and special events.

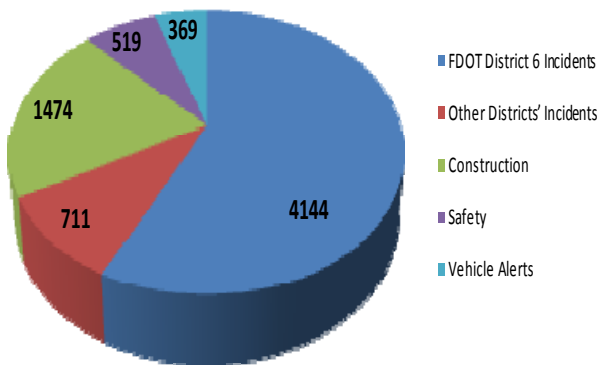
Road Ranger Activities by Type



Traveler Information:

There were 72,651 calls from Southeast Florida area codes to the Statewide 511 system for the month of April 2011.

DMS Message by Type
(Total DMS Messages = 7,217)

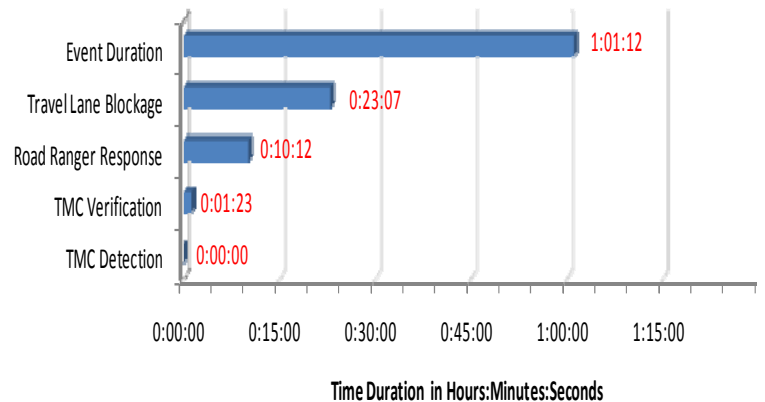


Roadway	# of DMS	# of Activations	# of Messages	Availability
I-95 Mainline	10	902	1,494	99.21%
95 Express	4	219	359	100.00%
I-95 Arterial	8	629	979	89.97%
Golden Glades	5	528	918	100.00%
SR-826	9	738	1,412	99.98%
I-75	3	217	474	98.52%
I-195	3	256	426	99.13%
I-195 Arterial	3	119	284	100.00%
I-395	2	219	373	100.00%
US 1 Miami-Dade Co	5	139	242	100.00%
US 1 S/ of Florida City	11	122	256	99.71%
Total	63	4,088	7,217	98.44%

TMC Operations and Maintenance:

TMC Operations (Travel Lane Blocking Events Only)

Performance Measure	April	Target
DMS Efficiency	99.76%	>95%
TMC Operator Error Rate	0.38%	<0.59%
Road Ranger Dispatching Average	00:01:03	<00:02:00
Event Confirmation Average	00:01:23	<00:02:00
Time to Post DMS Average	00:01:57	<00:05:00
Agency Notification Average	00:01:08	<00:07:00



ITS Systems Availability (FDOT Non-Operational)

Subsystem	April	Target
TMC Systems (critical)	99.99%	>99.90%
Video Wall	99.70%	N/A
SunGuide SM Software	96.17%	N/A
CCTV	99.56%	N/A
DMS	98.44%	N/A
Detectors	97.71%	N/A
TMC Systems (non-critical)	92.50%	N/A

Note: Time Durations include FDOT D6 Managed Events Only and excludes roadwork and special events. Road Ranger Response excludes Road Ranger detected events.