



Milestones:

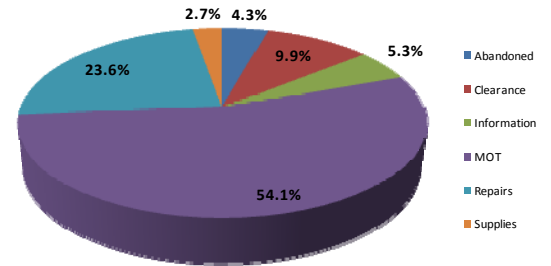
- Hosted semi-annual Miami-Dade/Broward Counties Traffic Incident Management (TIM) Team meeting.
- Coordinated Sun Life Stadium Golden Glades Interchange (GGI) proposed closures for Miami Dolphins home games.
- Supported Monroe County partners throughout Labor Day Holiday Weekend with messaging on DMS and FLATIS.
- Began disseminating 95 Express congestion related messages through FLATIS.

Event Summary

Statistics	September 2010	FY 09/10 Avg.
Total Number of Events	3,039	2,960
Total Number of Lane Blockage Events	745	573
Average Lane Blockage Duration*	00:26:31	00:30:44
Total Number of Road Ranger Responses	3,247	3,409
Total Number of Road Ranger Activities	5,535	5,831

*Includes roadways with Road Ranger coverage and excludes roadwork related events and special events

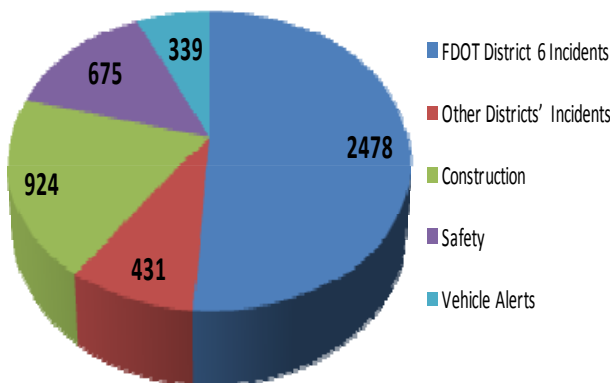
Road Ranger Activities by Type



Traveler Information:

There were 110,906 calls from Southeast Florida area codes to the Statewide 511 system for the month of September 2010.

DMS Message by Type
(Total DMS Messages = 4,847)



Roadway	# of DMS	# of Activations	# of Messages	Availability
I-95 Mainline	10	482	700	98.80%
95 Express	4	137	234	99.53%
I-95 Arterial	8	452	651	74.93%
Golden Glades	5	504	839	N/A
SR-826	9	534	879	92.86%
I-75	3	183	308	100.00%
I-195	3	191	278	91.57%
I-195 Arterial	3	126	205	92.68%
I-395	2	173	243	100.00%
US 1 Miami-Dade Co	5	150	252	100.00%
US 1 S/ of Florida City	11	132	258	96.61%
Total	63	3,064	4,847	93.02%

Note: DMS 1-10, and 20-23 are undergoing testing and are used periodically. System availability is not measured for these devices.

TMC Operations and Maintenance:

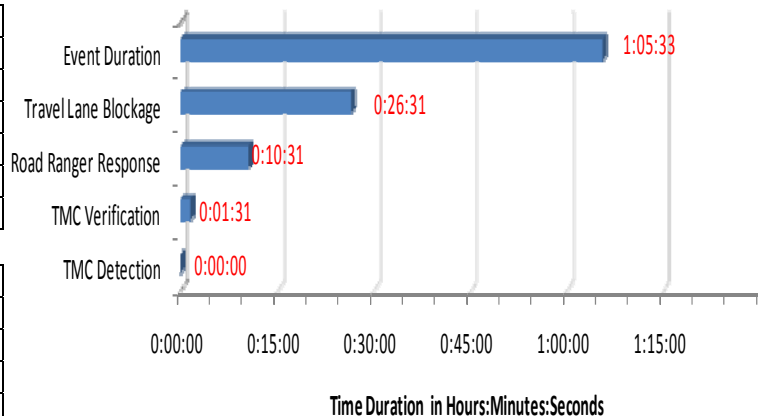
TMC Operations (Travel Lane Blocking Events Only)

Performance Measure	September	Target
DMS Efficiency	99.69%	>95%
TMC Operator Error Rate	0.38%	<0.59%
Road Ranger Dispatching Average	00:01:01	<00:02:00
Event Confirmation Average	00:01:05	<00:02:00
Time to Post DMS Average	00:02:55	<00:05:00
Agency Notification Average	00:01:22	<00:07:00

ITS Systems Availability (FDOT Non-Operational)

Subsystem	September	Target
TMC Systems (critical)	99.97%	>99.90%
Video Wall	100 %	N/A
SunGuide SM Software*	99.09%	N/A
CCTV*	96.87%	N/A
DMS*	93.02%	N/A
Detectors	80.33%	N/A
TMC Systems (non-critical)	96.78%	N/A

*Does not include scheduled downtime for upgrades, video wall maintenance, PS, middleware failures, toll rate DMS, and EL CCTVs.



Note: Time Durations include FDOT D6 Managed Events Only and excludes roadwork and special events. Road Ranger Response excludes Road Ranger detected events.