



**Milestones:**

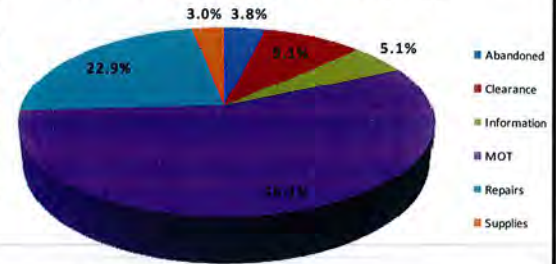
- Supported the District Four / District Six Travel Times Project.
- Revised the Port of Miami Tunnel (POMT) Notification Procedure and completed DMS Replacement Project Acceptance Test.
- Completed calibration of loops detector north of Golden Glades Interchange (GGI).
- Conducted Regional Express Lane Management (RELM) meeting.

**Event Summary**

Statistics	October 2010	FY 09/10 Avg.
Total Number of Events	3,203	2,960
Total Number of Lane Blockage Events	745	573
Average Lane Blockage Duration*	00:26:17	00:30:44
Total Number of Road Ranger Responses**	3,583	3,409
Total Number of Road Ranger Activities**	6,100	5,831

\*Includes roadways with Road Ranger coverage and excludes roadwork related events and special events.  
 \*\*Derived from Road Ranger Assists report used for Central Office reporting.

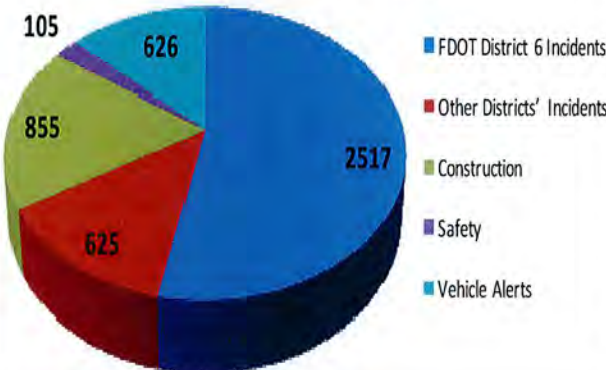
**Road Ranger Activities by Type**



**Traveler Information:**

There were 97,598 calls from Southeast Florida area codes to the Statewide 511 system for the month of October 2010.

**DMS Message by Type**  
(Total DMS Messages = 4,728)



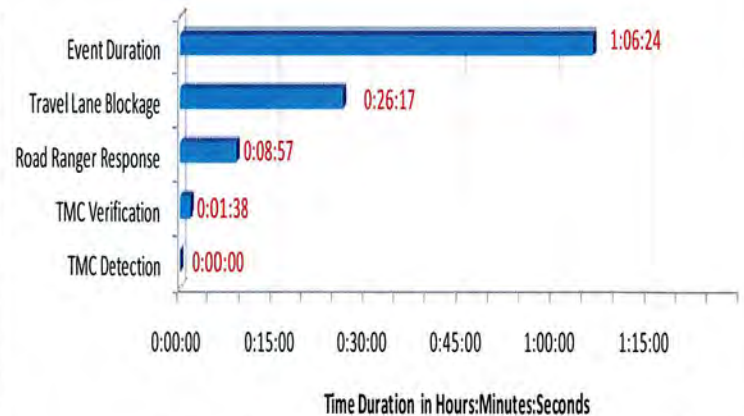
Roadway	# of DMS	# of Activations	# of Messages	Availability
I-95 Mainline	10	667	1,014	99.28%
95 Express	4	132	226	99.74%
I-95 Arterial	8	516	776	82.27%
Golden Glades	5	384	689	N/A
SR-826	9	471	733	91.86%
I-75	3	144	222	100.00%
I-195	3	183	249	100.00%
I-195 Arterial	3	76	135	100.00%
I-395	2	195	277	100.00%
US 1 Miami-Dade Co	5	127	198	100.00%
US 1 S/ of Florida City	11	113	209	98.07%
<b>Total</b>	<b>63</b>	<b>3,008</b>	<b>4,728</b>	<b>95.43%</b>

Note: DMS 1-10, and 20-23 are undergoing testing and are used periodically. System availability is not measured for these devices.

**TMC Operations and Maintenance:**

**TMC Operations (Travel Lane Blocking Events Only)**

Performance Measure	October	Target
DMS Efficiency	99.84%	>95%
TMC Operator Error Rate	0.29%	<0.59%
Road Ranger Dispatching Average	00:00:57	<00:02:00
Event Confirmation Average	00:01:38	<00:02:00
Time to Post DMS Average	00:03:01	<00:05:00
Agency Notification Average	00:01:21	<00:07:00



Note: Time Durations include FDOT D6 Managed Events Only and excludes roadwork and special events. Road Ranger Response excludes Road Ranger detected events.

**ITS Systems Availability (FDOT Non-Operational)**

Subsystem	October	Target
TMC Systems (critical)	99.99%	>99.90%
Video Wall	100 %	N/A
SunGuide <sup>SM</sup> Software*	99.75%	N/A
CCTV*	97.47%	N/A
DMS*	95.43%	N/A
Detectors	86.35%	N/A
TMC Systems (non-critical)	95.72%	N/A

\*Does not include scheduled downtime for upgrades, video wall maintenance, PS, middleware failures, toll rate DMS, and EL CCTVs.