



**Milestones:**

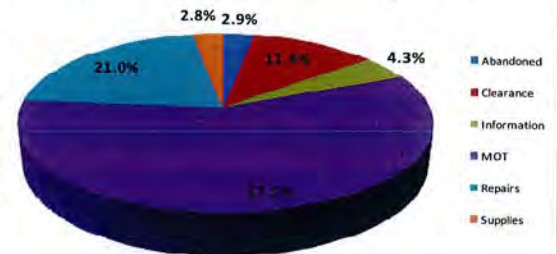
- Developed reference guide for Road Rangers to carry in trucks and began testing new Road Ranger Automatic Vehicle Locator.
- Deployed live traffic cameras streams on [www.sunguide.org](http://www.sunguide.org) website.
- Participated in FDOT District Six Car Pool Day Event.
- Validated Central Office's Weekly, Monthly and Annual Performance Measures Reports.

**Event Summary**

Statistics	November 2010	FY 09/10 Avg.
Total Number of Events	2,984	2,960
Total Number of Lane Blockage Events	788	573
Average Lane Blockage Duration*	00:28:00	00:30:44
Total Number of Road Ranger Responses	3,064	3,409
Total Number of Road Ranger Activities	5,595	5,831

\*Includes roadways with Road Ranger coverage and excludes roadwork related events and special events

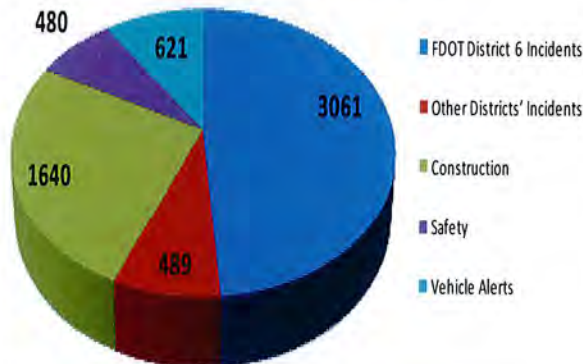
**Road Ranger Activities by Type**



**Traveler Information:**

There were 108,300 calls from Southeast Florida area codes to the Statewide 511 system for the month of November 2010.

**DMS Message by Type**  
(Total DMS Messages = 6,291)



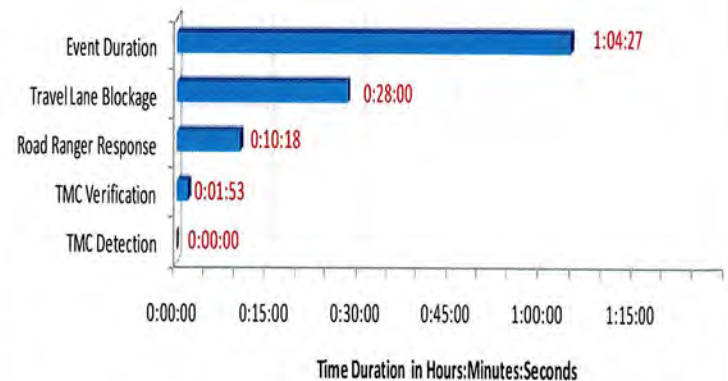
Roadway	# of DMS	# of Activations	# of Messages	Availability
I-95 Mainline	10	766	1,447	99.46%
95 Express	4	149	283	97.74%
I-95 Arterial	8	576	930	92.12%
Golden Glades	5	476	937	100.00%
SR-826	9	599	1,062	100.00%
I-75	3	189	343	99.95%
I-195	3	179	299	99.80%
I-195 Arterial	3	56	117	95.95%
I-395	2	194	324	100.00%
US 1 Miami-Dade Co	5	142	247	99.90%
US 1 S/ of Florida City	11	137	302	97.57%
<b>Total</b>	<b>63</b>	<b>3,463</b>	<b>6,291</b>	<b>98.06%</b>

Note: DMS 1-10, and 20-23 have completed testing and system availability has been measured for these devices.

**TMC Operations and Maintenance:**

**TMC Operations (Travel Lane Blocking Events Only)**

Performance Measure	November	Target
DMS Efficiency	99.85%	>95%
TMC Operator Error Rate	0.24%	<0.59%
Road Ranger Dispatching Average	00:00:53	<00:02:00
Event Confirmation Average	00:01:53	<00:02:00
Time to Post DMS Average	00:04:23	<00:05:00
Agency Notification Average	00:01:14	<00:07:00



Note: Time Durations include FDOT D6 Managed Events Only and excludes roadwork and special events. Road Ranger Response excludes Road Ranger detected events.

**ITS Systems Availability (FDOT Non-Operational)**

Subsystem	November	Target
TMC Systems (critical)	99.99%	>99.90%
Video Wall	100 %	N/A
SunGuide <sup>SM</sup> Software*	99.97%	N/A
CCTV*	98.89%	N/A
DMS*	98.06%	N/A
Detectors	92.23%	N/A
TMC Systems (non-critical)	91.40%	N/A

\*Does not include scheduled downtime for upgrades, PS, middleware failures, toll rate DMS, and EL CCTVs.