



Milestones:

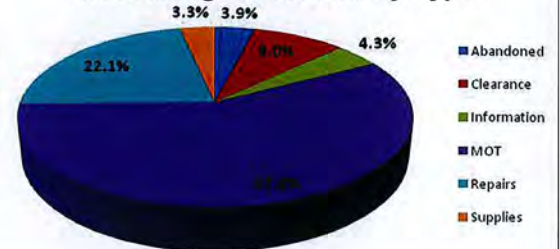
- Completed field testing of Phase 1B of the Ramp Signaling System including system configuration parameter.
- Finalized 95 Express Lanes Phase 1B Operational Acceptance Testing and FHP enforcement plan.
- Assisted with the startup of SR 826/SR 836 Interchange Reconstruction project Road Ranger service.
- Conducted ramp signaling outreach presentations to Community Traffic Safety Teams and municipal police departments.

Event Summary

Statistics	March 2010	FY 08/09 Avg.
Total Number of Events	2,957	2,974
Total Number of Lane Blockage Events	763	459
Average Lane Blockage Duration*	00:26:00	00:32:12
Total Number of Road Ranger Responses	2,268	4,043
Total Number of Road Ranger Activities	4,981	6,009

*Includes roadways with Road Ranger coverage and excludes roadwork related events and special events

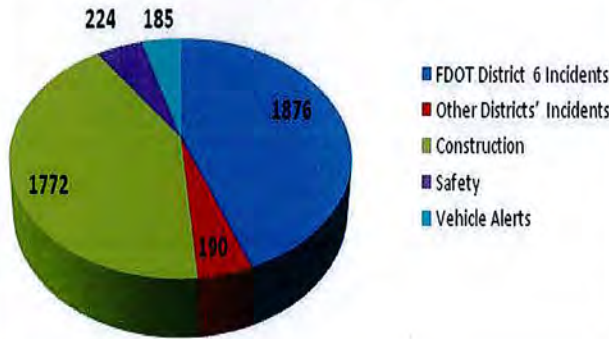
Road Ranger Activities by Type



Traveler Information:

There were 114,515 calls from Southeast Florida area codes to the Statewide 511 system for the month of March 2010.

DMS Message by Type
(Total DMS Messages = 4,247)



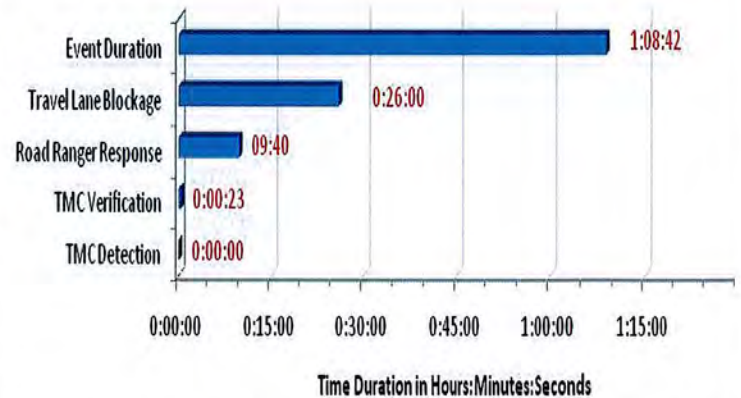
Roadway	# of DMS	# of Activations	# of Messages	Availability
I-95 Mainline	10	726	1,062	97.14%
95 Express	4	66	93	99.87%
I-95 Arterial	8	599	848	98.87%
Golden Glades	5	62	82	50.00%
SR-826	9	365	729	97.79%
I-75	3	137	250	100.00%
I-195	3	203	327	100.00%
I-195 Arterial	3	135	308	100.00%
I-395	2	215	296	100.00%
US 1 Miami-Dade Co	5	111	148	99.63%
US 1 S/ of Florida City	11	74	104	98.01%
Total	63	2,693	4,247	96.95%

Note: DMS 4, 8, 9, and 10 are non-operational, awaiting for capital improvements and not included in the availability calculation.

TMC Operations and Maintenance:

TMC Operations (Travel Lane Blocking Events Only)

Performance Measure	March	Target
DMS Efficiency	99.66%	>95%
TMC Operator Error Rate	0.53%	<0.69%
Road Ranger Dispatching Average	00:01:02	<00:02:00
Event Confirmation Average	00:00:23	<00:02:00
Time to Post DMS Average	00:03:11	<00:05:00
Agency Notification Average	00:01:26	<00:07:00



Note: Time Durations include FDOT D6 Managed Events Only and excludes roadwork and special events. Road Ranger Response excludes Road Ranger detected events.

ITS Systems Availability (FDOT Non-Operational)

Subsystem	March	Target
TMC Systems (critical)	99.99%	>99.90%
Video Wall	100.00%	N/A
SunGuide SM Software*	99.86%	N/A
CCTV*	94.93%	N/A
DMS*	96.95%	N/A
Detectors	87.14%	N/A
TMC Systems (non-critical)	99.53%	N/A

*Does not include scheduled downtime for upgrades, PS, middleware failures, toll rate DMS, EL CCTVs.