



Milestones:

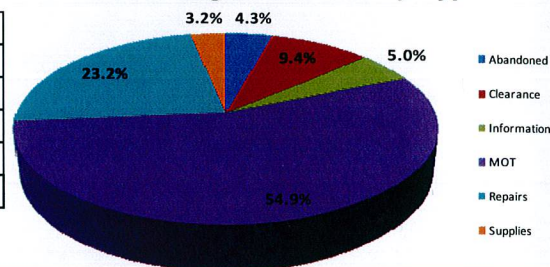
- Implemented Transportation Management Center (TMC) Operator Testing and Certification system.
- Conducted refresher training for FHP troopers.
- Conducted Annual Monroe County TIM Meeting
- Completed integration of loop detectors along I-95 north of the Golden Glades Interchange.

Event Summary

Statistics	June 2010	FY 08/09 Avg.
Total Number of Events	2,998	2,974
Total Number of Lane Blockage Events	566	459
Average Lane Blockage Duration*	00:31:06	00:32:12
Total Number of Road Ranger Responses	2,556	4,043
Total Number of Road Ranger Activities	5,720	6,009

*Includes roadways with Road Ranger coverage and excludes roadwork related events and special events

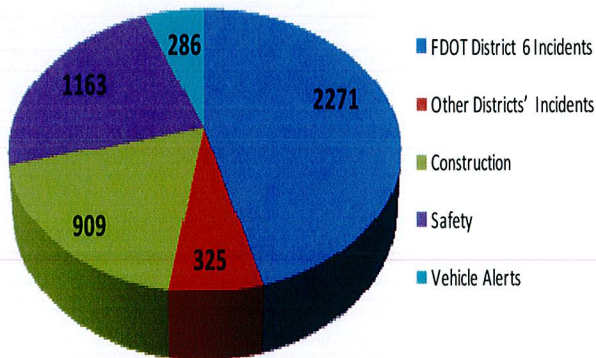
Road Ranger Activities by Type



Traveler Information:

There were 104,454 calls from Southeast Florida area codes to the Statewide 511 system for the month of June 2010.

DMS Message by Type
(Total DMS Messages = 4,954)




Roadway	# of DMS	# of Activations	# of Messages	Availability
I-95 Mainline	10	595	891	98.93%
95 Express	4	144	215	97.54%
I-95 Arterial	8	540	811	81.70%
Golden Glades	5	322	487	98.71%
SR-826	9	490	851	99.40%
I-75	3	194	347	100.00%
I-195	3	189	282	96.26%
I-195 Arterial	3	72	96	99.99%
I-395	2	177	260	100.00%
US 1 Miami-Dade Co	5	211	335	99.90%
US 1 S/ of Florida City	11	237	379	92.06%
Total	63	3,171	4,954	95.36%

Note: DMS 1, 2, 5, and 10 are non-operational, awaiting for capital improvements.

TMC Operations and Maintenance:

TMC Operations (Travel Lane Blocking Events Only)

Performance Measure	June	Target
DMS Efficiency	99.82%	>95%
TMC Operator Error Rate	0.57%	<0.69%
Road Ranger Dispatching Average	00:01:07	<00:02:00
Event Confirmation Average	00:01:03	<00:02:00
Time to Post DMS Average	00:03:15	<00:05:00
Agency Notification Average	00:01:25	<00:07:00



ITS Systems Availability (FDOT Non-Operational)

Subsystem	June	Target
TMC Systems (critical)	99.98%	>99.90%
Video Wall	99.77 %	N/A
SunGuide SM Software*	99.43%	N/A
CCTV*	97.07%	N/A
DMS*	95.36%	N/A
Detectors	90.48%	N/A
TMC Systems (non-critical)	99.43%	N/A

*Does not include scheduled downtime for upgrades, PS, middleware failures, toll rate DMS, and EL CCTVs.

Note: Time Durations include FDOT D6 Managed Events Only and excludes roadwork and special events. Road Ranger Response excludes Road Ranger detected events.