



Milestones:

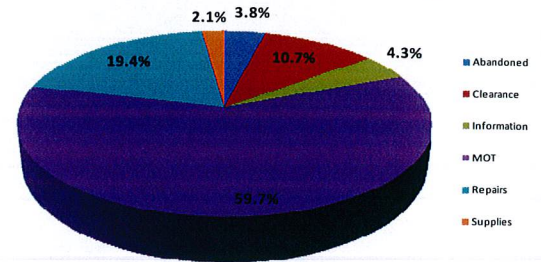
- Reviewed Current States of Ramp Signaling Measures of Effectiveness (MOE) and provided recommendations for evaluation.
- Upgraded SunGuide software to Version 5.0 Patch 2 and launched the new Operator Task Manager (OTM) application.
- Added Live Traffic Videos link to the www.95Express.com homepage and completed ITS Program fact sheets.
- Granted an interview to the South Florida Business Journal for a story on the 95 Express 2-year anniversary.

Event Summary

Statistics	December 2010	FY 09/10 Avg.
Total Number of Events	2,913	2,960
Total Number of Lane Blockage Events	791	573
Average Lane Blockage Duration*	00:27:32	00:30:44
Total Number of Road Ranger Responses	3,206	3,409
Total Number of Road Ranger Activities	5,828	5,831

*Includes roadways with Road Ranger coverage and excludes roadwork related events and special events

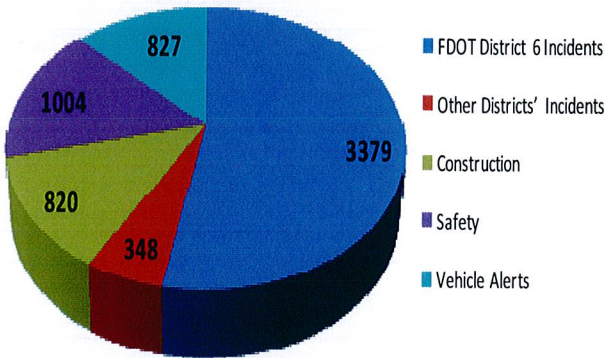
Road Ranger Activities by Type



Traveler Information:

There were 72,894 calls from Southeast Florida area codes to the Statewide 511 system for the month of December 2010.

DMS Message by Type
(Total DMS Messages = 6,378)



Roadway	# of DMS	# of Activations	# of Messages	Availability
I-95 Mainline	10	752	1,449	97.61%
95 Express	4	153	328	98.29%
I-95 Arterial	8	574	892	99.66%
Golden Glades	5	414	705	99.18%
SR-826	9	525	998	99.44%
I-75	3	138	313	100.00%
I-195	3	194	351	97.58%
I-195 Arterial	3	88	210	94.73%
I-395	2	193	316	99.99%
US 1 Miami-Dade Co	5	175	347	99.56%
US 1 S/ of Florida City	11	154	469	98.22%
Total	63	3,360	6,378	98.61%

TMC Operations and Maintenance:

TMC Operations (Travel Lane Blocking Events Only)

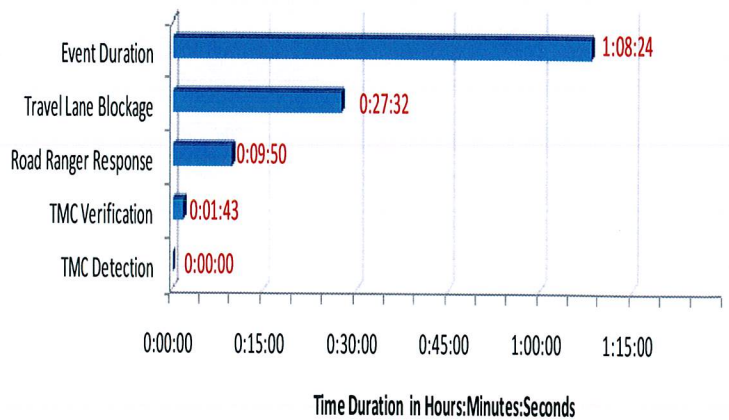
Performance Measure	December	Target
DMS Efficiency	99.70%	>95%
TMC Operator Error Rate	0.32%	<0.59%
Road Ranger Dispatching Average	00:00:53	<00:02:00
Event Confirmation Average	00:01:43	<00:02:00
Time to Post DMS Average	00:02:37	<00:05:00
Agency Notification Average	00:01:13	<00:07:00

ITS Systems Availability (FDOT Non-Operational)

Subsystem	December	Target
TMC Systems (critical)	100%	>99.90%
Video Wall	100 %	N/A
SunGuide SM Software*	99.82%	N/A
CCTV*	96.93%	N/A
DMS*	98.61%	N/A
Detectors	94.75%	N/A
TMC Systems (non-critical)	93.97%	N/A

*Does not include scheduled downtime for upgrades, PS, middleware failures, toll rate DMS, and EL CCTVs.

File Code 501.2.3.2



Note: Time Durations include FDOT D6 Managed Events Only and excludes roadwork and special events. Road Ranger Response excludes Road Ranger detected events.

Publication Date: January 13th, 2011