



Milestones:

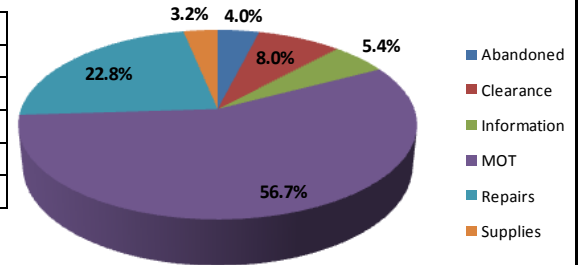
- Commenced operations of Phase 1B of I-95 Ramp Signaling System: 12 Southbound and 2 Northbound Ramp Signals.
- Assisted with the addition of two new road ranger vehicles to support SR 826/836 Interchange Reconstruction project
- Completed Oracle upgrade and IV&V testing for new release of SunGuide Software (SunGuide 4.3).
- Reviewed and updated Transportation Management Center Hurricane Response Action Plan (HRAP).

Event Summary

Statistics	April 2010	FY 08/09 Avg.
Total Number of Events	2,711	2,974
Total Number of Lane Blockage Events	569	459
Average Lane Blockage Duration*	00:29:26	00:32:12
Total Number of Road Ranger Responses	2,292	4,043
Total Number of Road Ranger Activities	5,235	6,009

*Includes roadways with Road Ranger coverage and excludes roadwork related events and special events

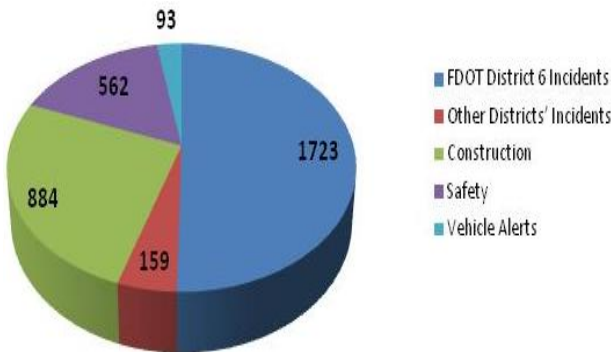
Road Ranger Activities by Type



Traveler Information:

There were 119,595 calls from Southeast Florida area codes to the Statewide 511 system for the month of April 2010.

DMS Message by Type
(Total DMS Messages = 3,421)



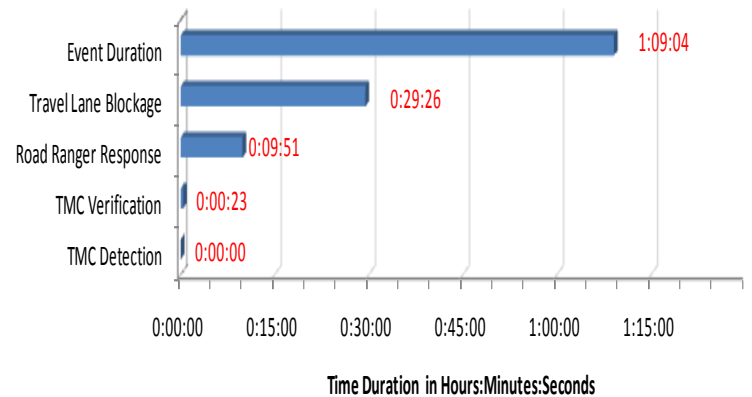
Roadway	# of DMS	# of Activations	# of Messages	Availability
I-95 Mainline	10	555	789	95.88%
95 Express	4	100	170	99.78%
I-95 Arterial	8	397	648	87.30%
Golden Glades	5	55	67	50.00%
SR-826	9	388	579	95.91%
I-75	3	122	177	100.00%
I-195	3	165	243	99.93%
I-195 Arterial	3	107	182	100.00%
I-395	2	118	171	100.00%
US 1 Miami-Dade Co	5	122	198	100.00%
US 1 S/ of Florida City	11	73	197	98.57%
Total	63	2,202	3,421	95.04%

Note: DMS 4, 7, 8, 9, and 10 are non-operational, awaiting for capital improvements and not included in the availability calculation.

TMC Operations and Maintenance:

TMC Operations (Travel Lane Blocking Events Only)

Performance Measure	April	Target
DMS Efficiency	100%	>95%
TMC Operator Error Rate	0.50%	<0.69%
Road Ranger Dispatching Average	00:01:09	<00:02:00
Event Confirmation Average	00:00:26	<00:02:00
Time to Post DMS Average	00:03:12	<00:05:00
Agency Notification Average	00:01:24	<00:07:00



Note: Time Durations include FDOT D6 Managed Events Only and excludes roadwork and special events. Road Ranger Response excludes Road Ranger detected events.

ITS Systems Availability (FDOT Non-Operational)

Subsystem	April	Target
TMC Systems (critical)	99.95%	>99.90%
Video Wall	100 %	N/A
SunGuide SM Software*	89.95%	N/A
CCTV*	95.55%	N/A
DMS*	95.04%	N/A
Detectors	97.56%	N/A
TMC Systems (non-critical)	99.12%	N/A

*Does not include scheduled downtime for upgrades, PS, middleware failures, toll rate DMS, and EL CCTVs.