

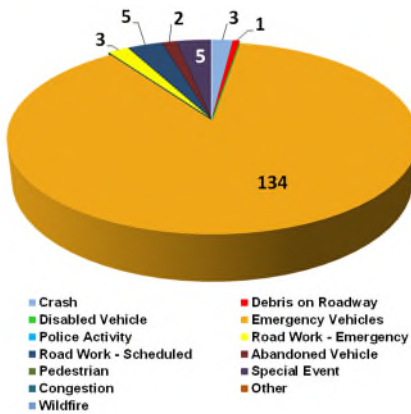
TSM&O Summary Report – October 2022

Milestones

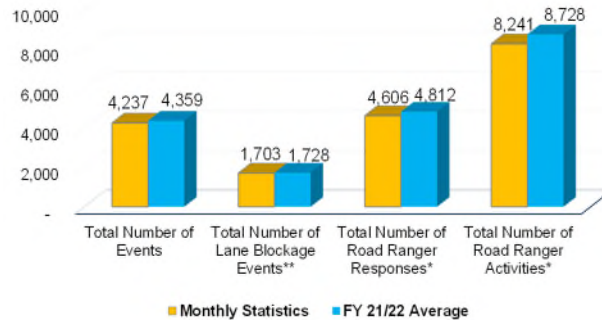
- Coordinated with Project Managers and CEI for various construction closures. Created all pre-event and construction messaging plans for: I-395/SR 836/I-95 Design-Build, SR 826/Palmetto Expressway Managed Lanes Modification, SR 5/US 1 Keys COAST CV Pilot Project, Wrong Way Driving Detection System (Multiple Locations), Express Lane Tubular Marker Maintenance, ITS Device Replacement Projects, US 27/SR 25/Okeechobee Road Projects, Port Boulevard Bridge Repair/Rehabilitation, and US 1 Keys Construction (Multiple Projects)
- Special event coordination and onsite support for Miami Dolphins football games at Hard Rock Stadium
- Special event coordination and onsite support for NASCAR Cup Series race at Homestead-Miami Speedway
- Supported development of 79th Street Bridge SunGuide interface and FL511 alerts
- Hosted Miami-Dade/Broward TIM Team meeting

TMC Operations

Secondary Events Managed by Event Type



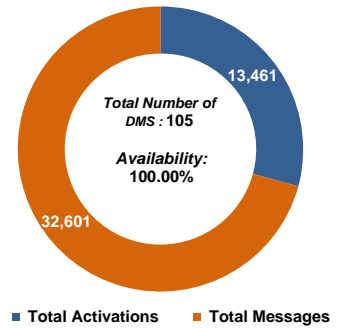
Event Summary Statistics



*Road Ranger Response and Activities data is inconsistent due to a reporting upgrade.
**SunGuide event data is incorrect due to a software issue within the SunGuide Reporting Subsystem.

DMS Usage Summary

DMS Usage Summary Chart

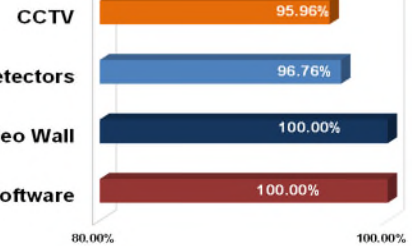


Does not include PSA/safety messages

Systems Maintenance

ITS System Availability (FDOT Non-Operational)

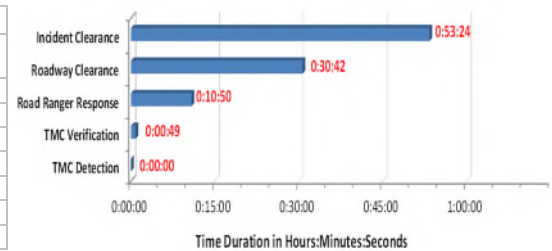
Subsystem	October 2022	Target
TMC Systems (critical)	99.98%	≥99.90%
TMC Systems (non-critical)	99.90%	≥98.00%
www.sunguide.info	100.00%	≥98.00%



TMC Operations Performance

Performance Measure	Non-Toll General Use Lanes		Express Lanes	
	October 2022	Target	October 2022	Target
DMS Efficiency (Lane Blockage)***	100.00%	≥95%	100.00%	100%
TMC Operator Error Rate (Lane Blockage)***	0.18	≤0.20	0.08	≤0.10
TMC Operator Error Rate (Non-Lane Blockage)	0.10	≤0.20	0.08	≤0.10
Road Ranger Dispatching Average (Lane Blockage)	0:00:27	≤0:02:00	0:00:22	≤0:00:60
Event Confirmation Average (Lane Blockage)	0:00:54	≤0:02:00	0:00:26	≤0:00:60
Time to Post DMS Average (Lane Blockage)	0:01:20	≤0:03:00	0:01:02	≤0:01:30
Agency Notification Average (Lane Blockage)	0:01:33	≤0:07:00	0:01:21	≤0:04:00

***As of June 1, 2021, values are computed from randomized sampling for lane blockage events.



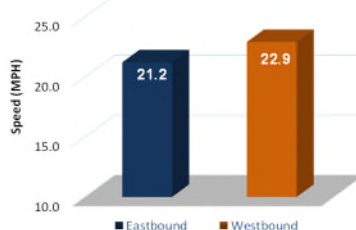
Active Arterial Management

Miami-Dade County SW 8th Street ASCT Pilot Project from SW 142nd Avenue to SW 67th Avenue and Monroe County Traffic Signal System (MCTSS) from MM0.0 to MM106.5
Monday – Friday from 7:00 am - 7:00 pm

Monthly Travel Time and Delay Average: Miami-Dade County



Monthly Average Speed (MPH): Miami-Dade County



ASCT Components and Traffic Signals Systems Availability

