



FDOT DISTRICT SIX INTELLIGENT TRANSPORTATION SYSTEM ITS Operations Summary Report – July 2013



Milestones:

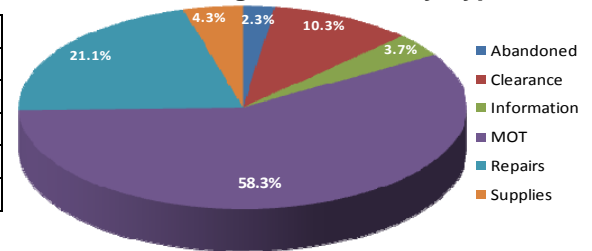
- Coordinated and hosted both tours and presentations for the Florida Transportation Commission and FIU's Summer Prep Program.
- Coordinated lane closures and traveler information dissemination with Project Managers and CEIs for various construction contracts: Section 5, 95 Express Phase 2, MacArthur Causeway EB Flyover to Alton Road North, POMT, and SR 874 (MDX).
- Prepared meeting materials and hosted Monroe County's Annual TIM Meeting.
- Developed, reviewed, and tested protocols for "Soft Messaging" on the FL-ATIS 511 system.
- Supported Florida's Turnpike in conducting their study / review of the Golden Glades Tandem Truck Parking Lot.

Event Summary

Statistics	July 2013	FY 12/13 Avg.
Total Number of Events	3,560	3,261
Total Number of Lane Blockage Events	1,128	1,106
Average Lane Blockage Duration*	0:26:00	0:29:12
Total Number of Road Ranger Responses	3,653	3,213
Total Number of Road Ranger Activities	6,791	5,889

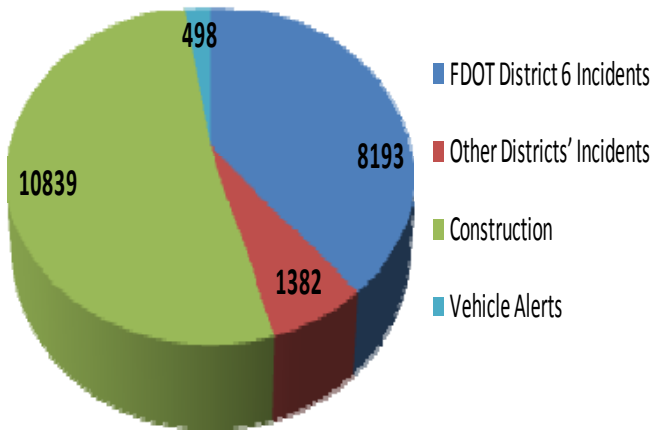
*Includes roadways with Road Ranger coverage and excludes roadwork related events and special events.

Road Ranger Activities by Type



Traveler Information: There were 51,228 calls from SE Florida to the Statewide 511 system for the month of July 2013.

DMS Message by Type (Total DMS Messages = 20,912)



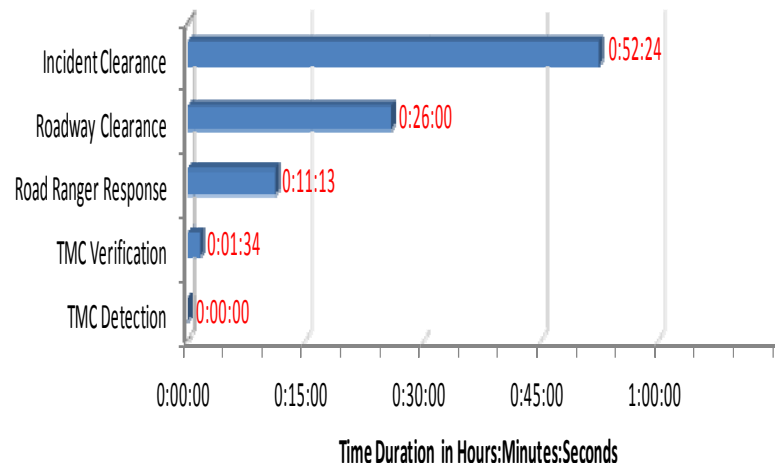
Roadway	# of DMS	# of Activations	# of Messages	Availability
I-95 Mainline	10	902	4,065	100.00%
95 Express	4	341	1,556	99.48%
I-95 Arterial	8	1,047	3,807	97.82%
Golden Glades	5	715	1,650	100.00%
SR 826	12	903	2,462	99.98%
I-75	3	172	436	99.91%
I-195	3	152	527	77.42%
I-195 Arterial	3	115	318	99.95%
SR 826 Arterial	8	824	2,636	99.97%
I-395	2	280	1,782	99.47%
US 1 Miami-Dade Co	5	176	1,276	99.66%
US 1 S/ of Florida City	11	134	397	98.75%
Total	74	5,761	20,912	98.79%

Note: DMS 74, DMS 76, DMS 77, and DMS 105 are undergoing testing for Capital Improvement and are used periodically.
Two additional DMS along the SR 826 Section 5 project became operational and are still under warranty. System availability is not measured for these devices.

TMC Operations and Maintenance:

TMC Operations (Travel Lane Blocking Events Only)

Performance Measure	July 2013	Target
DMS Efficiency	99.78%	>95%
TMC Operator Error Rate	0.40%	<0.59%
Road Ranger Dispatching Average	0:00:44	<0:02:00
Event Confirmation Average	0:01:34	<0:02:00
Time to Post DMS Average	0:02:39	<0:05:00
Agency Notification Average	0:01:42	<0:07:00



ITS Systems Availability (FDOT Non-Operational)

Subsystem	July 2013	Target
TMC Systems (critical)	99.96%	>99.90%
Video Wall	97.41%	N/A
SunGuide SM Software	99.50%	N/A
CCTV	96.91%	N/A
DMS	98.79%	N/A
Detectors	90.84%	N/A
TMC Systems (non-critical)	99.37%	N/A

Note: Time Durations include FDOT D6 Managed Events Only and excludes roadwork and special events. Road Ranger Response excludes Road Ranger detected events.